



HEADTEACHER: Mr A.G. Neenan

Cross Lane, Great Barr, Birmingham, B43 6LN
Tel: 0121 357 3216 Fax: 0121 358 5523

email: headteacher@holyname.sandwell.sch.uk
website: www.holynameprimary.co.uk

"With Jesus as our guide; we love, live and learn together."

WEEKLY HOMEWORK LETTER

YEAR GROUP	Nursery	NO.	7	DATE:	18.05.2020
------------	---------	-----	---	-------	------------

FOCUS	TASK(S)	GUIDANCE
ENGLISH	<p>This week we are focusing "listening skills." Listening and being aware of sounds is an essential skill when preparing children for reading and phonics.</p> <p>Monday Make a collection of your own "noise makers." With your child, find a range of different things that make a sound and gather them together in a box or bag. Now play a game with your child. Take it in turns to use one of the objects to make a sound for the other to guess and identify. You could include things like keys, crisp packets, toys, coins in a jar, spoons banging together. Whatever you can find around your home that makes a sound.</p> <p>Tuesday Go for a walk in the garden or up and down the street. See how many different sounds you can hear. Encourage your child to use their "listening ears." Talk about the different sounds they can hear. Are they loud, quiet, soft, aggressive etc. What was their favourite sound? Which was their least favourite? Why?</p> <p>Wednesday Play a "make the sound" themed guessing game with your child. Take it in turns to each make an animal sound for the other one to guess. For example "mmmmoooo" for a cow, "woof" for a dog, "hisssss" for a snake. Now play the same game again, but this time instead of making animal noises, try making different voice sounds to show feelings and emotions. For example, "ooooh" when surprised, "mmmmm" when eating "ssshhh" when trying to be quiet.</p> <p>Thursday and Friday Have a go at as many of the challenges as you can on the "Oral blending and segmenting" sheet below.</p>	<p>Remember to make each of these activities into a "play activity" for your child!</p> <p>Don't forget to take a picture and tell us all about how your child does on the "Evidence me" app! We really do look forward to seeing what you have all been up to!</p>

<p>MATHS</p>	<p>Over the next few weeks' we are going to be exploring numbers 1-10.</p> <p>This week we are going to be focusing on numbers 4 and 5.</p> <p>Throughout the week, complete as many of the challenges on the "All about number 4" and "All about number 5" sheets below as you can with your child.</p>	<p>Don't forget to take a picture and tell us all about how your child does on the "Evidence me" app!</p>
<p>TOPIC</p>	<p>Read the story of "Brenda's Boring Egg" by clicking on the hyperlink below.</p> <p>After you have read the story with your child, ask them to draw pictures and tell you about what happened in the story. Use your child's "school work book" for this.</p> <p>https://www.twinkl.co.uk/resource/t-l-53920-brendas-boring-egg-ebook</p>	<p>Don't forget to take a picture and tell us all about how what your child says on the "Evidence me" app!</p>

Hi Nursery, I hope you all had a nice week last week and you are keeping busy. I really hope that you all enjoyed going on your nature walk/mini beast hunt! Did you do anything for VE day?

Where is the time going? Mrs Nokes and I are missing you all very, very much and keeping all of you in our thoughts and prayers. Keep going with all of your hard work and please don't forget to send us photographs through the "Evidence Me" app; we really do enjoy seeing what you have been doing.

Mrs R Price-Patel and Mrs C Nokes

Oral Blending and Segmenting Home Learning Challenge

Listen carefully as you sound out these words: pin, sat, tap, net. How many letter sounds are in each word? Try counting on your fingers. E.g. 'c-a-t, 1-2-3'.

Emma the Explorer has a list of things she needs to take on her next adventure but she can't read it! Can you help Emma work out what she needs to pack in her bag? Sound out the words below and blend the sounds together to find out what she needs to take. You could draw pictures to help Emma know what she needs to take.


m-a-p
c-u-p
h-a-t
p-e-n



With a grown-up, play a listening game about a visit to a farm. 'I went to the farm and I saw ...' – instead of saying the animal name, split the word up into its 3 letter sounds. The other person has to identify the animal by blending the sounds together. For example: 'I went to the farm and I saw had a 'c-a-t.' – 'It's a cat!' Try for the words; cat, dog, pig, cow, hen.



Play a listening and drawing game with a grown-up. Take it in turns to sound out a word and then the other person has to draw the item! Try the words: hat, sun, ten, pan, box.



All about the Number...



Roll a dice until you throw a number 4. Draw the dotted dice pattern.

Find 4 objects in the classroom. What did you find? Draw it here.

Draw 4 apples on the picnic rug.



Can you see the number 4 in the classroom? Draw where you can see it.

four



Which sweet jar has 4 sweets? Circle the correct jar.



All About Number 4

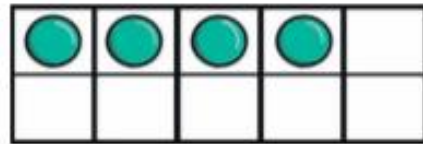
Number Formation Activity




How many fingers are being shown?



How many counters are in the ten-frame?



How many kites are there?



How many mice can you see?



All about the Number...



Roll a dice until you throw a number 5. Draw the dotted dice pattern.

Find 5 objects in the classroom. What did you find? Draw it here.

Draw 5 books to put in the book bag.



Can you see the number 5 in the classroom? Draw where you can see it.

five



Which sweet jar has 5 sweets? Circle the correct jar.

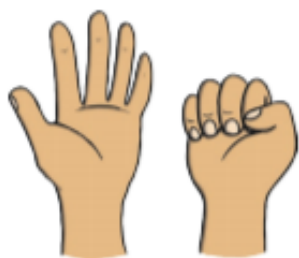


All About Number 5

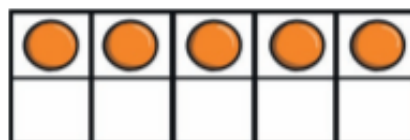
Number Formation Activity



How many fingers are being shown?



How many counters are in the ten-frame?



How many teddy bears are there?



How many bees can you see?

