



HEADTEACHER: Mr A.G. Neenan

Cross Lane, Great Barr, Birmingham, B43 6LN
Tel: 0121 357 3216 Fax: 0121 358 5523

email: headteacher@holynamesandwell.sch.uk
website: www.holynamesprimary.co.uk

"With Jesus as our guide; we love, live and learn together."

WEEKLY HOMEWORK LETTER

YEAR GROUP	Reception	NO.	3	DATE:	20.04.20
------------	-----------	-----	---	-------	----------

FOCUS	TASK(S)	GUIDANCE
ENGLISH	Please aim to complete one phonics session a day.	
DAY 1	<p>Focus sound: ch (as in chip)</p> <p>Words to read: champ, chest, chimp, punch, chunk</p> <p>Words to write: As above.</p> <p>Sentences to say and then children to write: The man is the champ. The lid is on the chest. The chimp is in the tree. It can hurt if you* pinch.</p>	<ol style="list-style-type: none"> Please start each phonics task by saying the sound and showing your child the grapheme. Ask your child to repeat the sound back to you. Get your child to write the grapheme in their green book saying the sound as they write it. Please write out the suggested words for your child in their green book and ask them to sound them out and blend. Then ask them to write on the sound buttons (beans and sausages).
DAY 2	<p>Focus sound: sh (as in ship)</p> <p>Words to read: shift, shelf, Welsh, shampoo, shelving.</p> <p>Words to write: As above.</p> <p>Sentences to say and then children to write: My shampoo is pink. I put my book on the shelf. It is the Welsh flag.</p>	<p>e.g.</p> <p>f ar m y ar d</p> <p>. - . - .</p> <p>(sausages/underlining of graphemes only appear when the sounds are made up of two or more letters).</p>
DAY 3	<p>Focus sound: th (as in moth)</p> <p>Words to read: tenth, theft, thank, thump, thunder.</p> <p>Words to write: As above.</p> <p>Sentences to say and then children to write: I was tenth in the shop. I do not thump. I can hear thunder.</p>	<ol style="list-style-type: none"> When you have completed the reading of the words you can move on to writing them. You should say the word to your child and they should repeat it. Ask your child to segment (sound out) the word using their fingers then write it in their green book.
DAY 4	<p>Focus sound: ai (as in rain)</p> <p>Words to read: train, paint, snail, trail</p> <p>Words to write: As above.</p> <p>Sentences to say and then children to write: I can see a big snail. The train is on the track. I have black paint.</p>	<ol style="list-style-type: none"> Then move on to sentence writing. Say the sentence to your child and ask them to repeat it back to you. Keep repeating the sentence for them as they write you need to).
DAY 5	<p>Play a game on Phonics play:</p> <p>You can use the following log in:</p> <p>Username: march20 Password: home</p>	<ol style="list-style-type: none"> Then ask your child to write the whole sentence in their green book. <p>You do not need to write all of the suggested sentences each day. Aim for one or two.</p> <p>* Words in red are tricky words. You should show the children how to write these words if they are unsure. Children must not sound these out.</p>

MATHS Day 1-3	Maths: ONE LESS HOME LEARNING CHALLENGES. Please see sheet below Aim to complete one challenge per day.	Please record these activities using the Evidence Me app.
Day 4	Complete the one less caterpillar sheet	
Day 5	Complete the one more and one less truck sheet.	
R.E.	Watch this clip discuss in simple terms the events of Easter Sunday. Draw a picture and write a sentence representing each of these events. <ul style="list-style-type: none"> • Palm Sunday • The last supper • Good Friday • Easter Sunday 	Explain to your child t that God Our Father brought Jesus back to life and explain that Jesus is alive today. Where is Jesus now?
TOPIC	What do plants need to grow? Watch this clip about plants Watch this clip about plants in your garden Go on a hunt in your garden. How many different plants can you find? (Take a picture for Evidence Me) Have a go at growing your own carrots. See instructions below. Draw a picture of your experiment; write a sentence about what you did. After a few days check on it and draw another picture and write a sentence. Has it changed? Has it grown?	After watching the clip ask your child what do plants need to grow?

Hi Reception, Mrs Berry and I hope that the Easter Bunny managed to visit you! We are looking forward to seeing what you have been up to! Please don't forget to send us photographs through **Evidence Me.** 😊

From

Miss Edmunds and Mrs Berry



Maths: One Less Than


Home Learning Challenges

Draw a 0-20 number line on the floor outside using chalks. Stand on 0. Ask a grown-up to say a number and then jump to that number. Can you work out what is one less? Move to that number and say it out loud.

Empty a packet of raisins. If there are more than 20 in the packet, ask a grown-up to help you count out 20. Each time you eat a raisin, count how many are left.



Collect some small objects, such as play people or building bricks. Ask a grown-up to count out some of the objects and say how many they have. Can you count out one less than that number?

There are lots of songs you can sing to help you remember one less than each number. You could sing '10 Green Bottles', '10 Little Men in a Flying Saucer' or '5 Little Speckled Frogs'. You could try changing the songs to sing from 20!




Count out a set of 20 toys into a cardboard box. The cardboard box is going to be a bus to take the toys on a journey. Move the box around the room and each time the bus stops, a toy gets off the bus. Count how many toys are left each time until the bus is empty.

Greedy Gorilla has 10 bananas in a basket. His mummy says he can eat 1 banana. How many bananas are left? How many bananas would be left if Greedy Gorilla ate another banana? Try drawing some pictures to help you.



1 Less Than



Use this number line to help the caterpillar crawl 1 less than...

1 2 3 4 5 6 7 8 9 10

11 12 13 14 15 16 17 18 19 20

1 less than 3 =

1 less than 4 =

1 less than 8 =

1 less than 2 =

1 less than 7 =

1 less than 9 =

Now try these!



1 less than 1 =

1 less than 12 =

1 less than 17 =

1 less than 18 =









1 less than 16 =

1 less than 13 =

One More, One Less

Number Writing Sheet

Write the numbers that come before and after.





Carrot Greens



Place a carrot top in small bowl, cut side down, with an inch of water



Place dish in sunny windowsill



Change water every day



Plant tops in soil when tops sprout shoots