



HEADTEACHER: Mr A.G. Neenan

Cross Lane, Great Barr, Birmingham, B43 6LN
Tel: 0121 357 3216 Fax: 0121 358 5523

email: headteacher@holynamesandwell.sch.uk
website: www.holynamesprimary.co.uk

"With Jesus as our guide; we love, live and learn together."

WEEKLY HOMEWORK LETTER

YEAR GROUP	Reception	NO.	4	DATE:	27.04.20
------------	-----------	-----	---	-------	----------

FOCUS	TASK(S)	GUIDANCE
ENGLISH	Please aim to complete one phonics session a day.	
DAY 1	<p>Focus sound: Practise pointing and saying all of the sounds on the sound mat below.</p> <p>Words to read: tent, joint, dent, paint, burnt, went</p> <p>Words to write: As above.</p> <p>Tricky words: Point to and read the words on the attached tricky word mat.</p> <p>Sentences to say and then children to write: I can sleep in a tent. The car has a big dent in it. My Mum burnt the dinner. I can paint a cat.</p>	<ol style="list-style-type: none"> Please start each phonics task by saying the sound and showing your child the grapheme. Ask your child to repeat the sound back to you. Get your child to write the grapheme in their green book saying the sound as they write it. Please write out the suggested words for your child in their green book and ask them to sound them out and blend. Then ask them to write on the sound buttons (beans and sausages). <p>e.g.</p> <p>f a r m y a r d</p> <p>· - · · - ·</p> <p>(sausages/underlining of graphemes only appear when the sounds are made up of two or more letters).</p>
DAY 2	<p>Focus sound: Practise pointing and saying all of the sounds on the sound mat below.</p> <p>Words to read: lamp, hump, damp, camp, limp, jump, champ, chimp, thump.</p> <p>Words to write: As above.</p> <p>Tricky words: Point to and read the words on the attached tricky word mat.</p> <p>Sentences to say and then children to write: I can see light from the lamp. I like to jump on the bed. It is a big chimp.</p>	
DAY 3	<p>Focus sound: Practise pointing and saying all of the sounds on the sound mat below.</p> <p>Words to read: band, wind, hand, land, pond, fond, pondweed.</p> <p>Tricky words: Point to and read the words on the attached tricky word mat.</p> <p>Words to write: As above.</p> <p>Sentences to say and then children to write: I am fond of my dog. The pondweed is wet. I can see fish in the pond. I can feel the wind on my hand.</p>	<ol style="list-style-type: none"> When you have completed the reading of the words you can move on to writing them. You should say the word to your child and they should repeat it. Ask your child to segment (sound out) the word using their fingers then write it in their green book.
DAY 4	<p>Focus sound: Practise pointing and saying all of the sounds on the sound mat below.</p> <p>Words to read: belt, felt, tilt, melt, help, gulp.</p> <p>Words to write: As above.</p> <p>Tricky words: Point to and read the words on the attached tricky word mat.</p> <p>Sentences to say and then children to write: I have a belt. It can melt if it is hot. I felt sad. I can help my Mum.</p>	<ol style="list-style-type: none"> Then move on to sentence writing. Say the sentence to your child and ask them to repeat it back to you. Keep repeating the sentence for them as they write you need to). Then ask your child to write the whole sentence in their green book. <p>You do not need to write all of the suggested sentences each day. Aim for one or two.</p>
DAY 5	<p>Play a game on Phonics play: You can use the following log in:</p> <p>Username: march20 Password: home</p> <p>Play Phase 4 Tricky Word Trucks</p>	<p>* Words in red are tricky words. You should show the children how to write these words if they are unsure. Children must not sound these out.</p>

MATHS Day 1-3	Maths: HOME LEARNING CHALLENGE Addition: Adding objects and counting on. Please see sheet below Aim to complete at least one challenge per day. <u>You can use your own numbers and create more challenges in the style of the ones on the sheet.</u>	Please record these activities using the Evidence Me app.
Day 4	Mastery Maths Challenge: Can you do one more hop or one less jump?	
Day 5	Mastery Maths Challenge: Can you help with the washing?	
R.E.	Look at the Easter candle poster attached below. Q Is this candle the same as the candles we use at school? Q What is the same or what is different about it? Discuss the poster with an adult. Task: Draw, make or paint an Easter Candle, look at the real life examples below.	Explain that that Easter is a special celebration in the Church. Q why do you think that is? Explain that the Church is a special place where God's family come together and that Alleluia is the word of joy used in church and school. Explain the Easter Candle is a special sign of celebration and reminds us that Jesus is alive. Send a picture of the Easter Candle art to us on the Evidence Me app.
TOPIC	SCIENCE EXPERIMENT: Can an egg bounce? <u>Make a prediction! What do you think is going to happen?</u> Instructions are attached below.	Talk about eggs. Are they strong? What happens if you drop them on the floor? Please record this activity using the Evidence Me app. Please record what your child says about their experiment.









Hi Reception,

How did your growing go? Miss Edmunds has been busy growing some seeds of her own. They are marigolds! She is looking forward to them growing big enough to plant them in her garden. We hope that you have been able to play outside in your gardens! ☺
Take care and work hard from

Miss Edmunds and Mrs Berry



My Phase 3 Sound Mat

j 	v 	w 	x 	y 	z 	zz 	qu 
ch 	sh 	th 	ng 	ai 	ee 	igh 	oa 
oo 	oo 	ar 	or 	ur 	ow 	oi 	ear 
air 	ure  Pure	er 	 visit twinkl.com				

Phase 3 Tricky Words

he

she

we

me

be

you

all

are

her

was


they

my

Addition: Adding Objects and Counting On

Home Learning Challenges

There are 5 ladybirds on the leaf. Can you find some more ladybirds hidden around the page? How many are there altogether?



In a football match, Anna's team have scored 3 goals. Then, Anna scores 1 more goal! How many goals have they scored altogether?



There are 6 people on a bus. Then, 2 more people get on. How many people are on the bus altogether? Try drawing a picture to help you work out the answer.



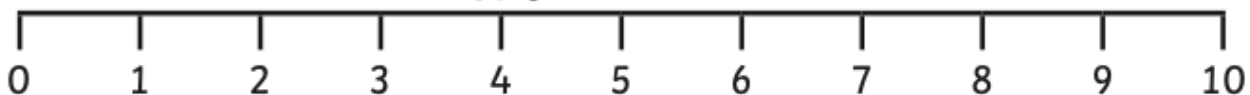
Azmeer has 5 1p coins in his money box. His grandad gives him 4 more 1p coins. How many does Azmeer have altogether? Ask a grown-up to help you find some 1p coins to check your answer.



Jack's beanstalk is 8cm tall. It grows 2cm taller. How tall is Jack's beanstalk?



Freddie Frog is sitting on the number line. If he jumps on two more jumps, which number would he land on?



Maths Day 4:

Maths Mastery Home Learning Challenge

Adult Guidance

What Are We Learning?

We are learning how to find one more and one less than a given number.

How to Set up the Challenge

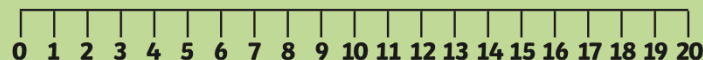
- Can you choose a number on the number line?
- Can you find one **more** than that number?
- Can you find one **less** than that number?

How to Get Your Child Thinking

- Can you explain how you knew which was one more than your chosen number?
- What did you use to help you to find one less than your chosen number?
- How did you know when to stop the jumps and hops?



Can You Do One More Jump or One Less Hop?



- Choose a number from the number line.
- Find the number that is one more than your chosen number and perform that many jumps, as quickly as you can!
- Find the number that is one less than your chosen number and try to do that number of hops, as fast as possible!

Maths Mastery Home Learning Challenge

Adult Guidance

What Are We Learning?

We are learning to use words related to addition.

How to Set up the Challenge

- Find ten items of clothing and place these next to an empty washing machine.



How to Get Your Child Thinking

- How many clothes are already in the washing machine? Can we add more and count on?
- How many clothes are in the washing machine now?
- Can you put that number in your head and count on?

Can You Help with the Washing?



- Place some clothes in the washing machine, counting them as you put them in.
- Now shut the door. How many are inside?
- Keep that number in your head and add some more clothes. Can you count on?
- How many clothes are in the washing machine now?

PASCHAL candle

▶▶▶ represents the Risen Christ

LIGHT
that illuminates
our path

FLAME
warming
our heart

NAIL
symbolizes
suffering of Christ

FIRE
that destroys
our sin

ALPHA AND OMEGA
God is the beginning
and the end.

YEAR
Christ is the
Master and Lord
of all eternity

LAMB
Christ is the
perfect sacrifice

THE CROSS
The path we must
take to reach the
Father.



Easter Candle Ideas



Bouncy Egg

Science Experiment



Method

1. Place the boiled egg in the bowl.
2. If you would like the finished egg to be coloured, add a few drops of food colouring to the vinegar.
3. Cover the boiled egg with vinegar and cover the bowl with cling film.
4. Leave for 3-5 days.
5. After 3 days, remove the egg from the bowl and rinse the shell off the egg under a gently running tap.

You will need:

- One boiled egg
- White vinegar
- Food colouring (optional)
- Bowl
- Cling film

