


"With Jesus as our guide; we love, live and learn together."

**WEEKLY HOMEWORK LETTER**

<b>YEAR GROUP</b>	<b>Nursery</b>	<b>NO.</b>	<b>5</b>	<b>DATE:</b>	<b>04.05.20</b>
-------------------	----------------	------------	----------	--------------	-----------------

<b>FOCUS</b>	<b>TASK(S)</b>	<b>GUIDANCE</b>
<b>ENGLISH</b>	<p><b>This week we are looking at the story of "The Hungry Caterpillar!"</b></p>  <p><b>Monday and Tuesday</b> Read the story of "The Hungry Caterpillar" with your child. If you have a copy at home, please use that! However, if you don't have a copy, you can find the story by clicking on the links below; <a href="https://youtu.be/eXHScpo_Vv8">https://youtu.be/eXHScpo_Vv8</a> <a href="https://youtu.be/kMjTKNoZn_o">https://youtu.be/kMjTKNoZn_o</a></p> <p>Read the story with your child several times. As you read, ask your child as many questions about the story the story as you can. Some examples are below; "What foods did the hungry caterpillar eat?" "Why do you think he had a belly ache?" "Why did he go to sleep?" "What do you think will happen in the end?" "what helped hum to change into a butterfly?"</p> <p><b>Wednesday, Thursday and Friday</b> We are going to be using our mark making skills to recall the story of "The Hungry Caterpillar" in the correct order. Get your child to think about the story; 1. "What happened first of all/in the beginning?" 2. "What happened next/after that?" 3. "What happened in the end/last of all?" For each question, your child is to use their mark making skills to attempt to recall what happened in the correct order. Print out and use the sheet below. Underneath each picture please write what your child says.</p>	<p>Remember to make each of these activities into a "play activity" for your child!</p> <p><b>Don't forget to take a picture and tell us all about how your child does on the "Evidence me" app!</b> <b>We really do look forward to seeing what you have all been up to!</b></p>

<p><b>MATHS</b></p>	<p><b>Monday, Tuesday and Wednesday</b> Below you find a range of maths worksheets to try with your child all connected to “The Hungry Caterpillar.” Print them off and have a go at as many as you can.</p> <p><b>Thursday and Friday</b> <b>Matching numeral to quantity.</b> On separate pieces of paper write the numbers 1-10. Gather a range of object from around your home. It could be Lego, crayons, spoons, beads etc. Ask your child to put the correct number of objects onto the correct number. For example; 3 pieces of Lego onto the number 3. Start with numbers 1-5 and then attempt numbers 6-10. <b>Challenge;</b> Ask your child “If we put 1 more piece of Lego on how many would we have?” or “if we took 1 piece of Lego away how would we have?”</p>	<p><b>Don't forget to take a picture and tell us all about how your child does on the “Evidence me” app!</b></p>
<p><b>TOPIC</b></p>	<p>After reading the story of “The Hungry Caterpillar” with your child, have a discussion about food! Ask your child; “What foods did the Hungry Caterpillar eat?” “Were all of the foods healthy foods?” “Which foods were healthy/unhealthy?”</p> <p>Now ask your child what is their favourite food? Talk about if it is a healthy or unhealthy food. Get your child to draw a picture of their favourite food.</p> <p>You could try some of the different fruits mentioned in the story. Ask your child which one is their favourite? They could try some apples, pears, strawberries, oranges, plums or watermelon. They could also try some other fruits. Ask your child what other fruits might “The Very Hungry Caterpillar” like to eat?</p>	<p><b>Don't forget to take a picture and tell us all about how your child does on the “Evidence me” app!</b></p>

Hi Nursery, I hope you all had a nice week last week. Where is the time going? Mrs Nokes and I are missing you all very much and keeping all of you in our thoughts and prayers. Keep going with all of your hard work and please don't forget to send us photographs through the “Evidence Me” app; we really do enjoy seeing what you have been doing.

Mrs R Price-Patel and Mrs C Nokes

English – Wednesday, Thursday and Friday

# The Very Hungry Caterpillar




In the beginning.....	Next.....	In the end.....
Child's Voice...	Child's Voice.....	Child's Voice.....

## The Very Hungry Caterpillar Numbers and Counting Sheet

Can you draw a line from the number to the correct amount of fruit?

1



2



3



4

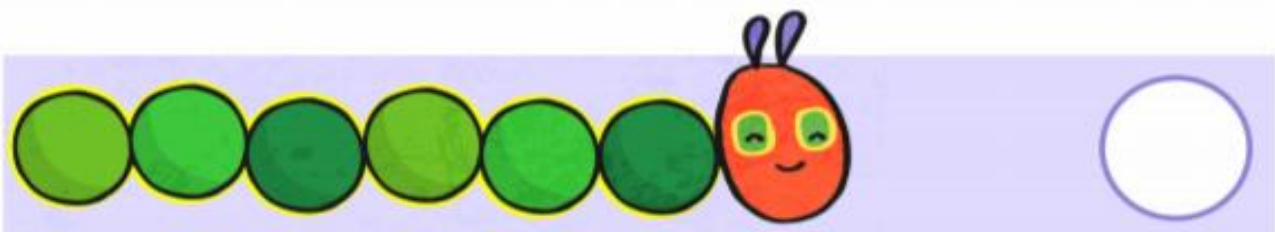



5




# The Very Hungry Caterpillar Counting Sheet

Can you count how many pieces the caterpillar has on its body?



# The Very Hungry Caterpillar Counting and Tracing Sheet


Trace the bodies for the caterpillars.  
How many pieces can you count?



**4**  
\_\_\_\_\_



\_\_\_\_\_



\_\_\_\_\_



\_\_\_\_\_

Now draw your own caterpillar.

How many pieces did you use? \_\_\_\_\_

# Caterpillar Pattern Sheet

Continue the patterns below.

