


"With Jesus as our guide; we love, live and learn together."

WEEKLY HOMEWORK LETTER

YEAR GROUP	Nursery	NO.	6	DATE:	11.05.2020
------------	---------	-----	---	-------	------------

FOCUS	TASK(S)	GUIDANCE
ENGLISH	<p><b>This week we are carrying on looking at the story of "The Hungry Caterpillar!"</b></p>  <p><b>Monday</b> Read the story of "The Hungry Caterpillar" with your child. If you have a copy at home, please use that! However, if you don't have a copy, you can find the story by clicking on the links below; <a href="https://youtu.be/eXHScpo_Vv8">https://youtu.be/eXHScpo_Vv8</a> <a href="https://youtu.be/kMjTKNoZn_o">https://youtu.be/kMjTKNoZn_o</a> Encourage your child to <b>read the story with you</b> and <b>join in</b> as much as possible.</p> <p>Have a go at the <b>maze pencil control sheets</b> below.</p> <p><b>Tuesday and Wednesday</b> We are going to be using our mark making skills to "write" a shopping list for the hungry caterpillar. You can print out the shopping list template below or use a sheet of paper. Your child can draw each item that the hungry caterpillar eats. You can challenge your child to copy write the name of each item under each picture they draw. Ensure that you emphasise the initial sound for each item for example "aaaaaaaaa apple, ppppppppp plum."</p> <p><b>Thursday and Friday</b> <b>Food Diary</b> The story tells us what the Hungry caterpillar ate for 7 days. Can you keep a food diary of everything that you eat for 2 days? Draw pictures of everything that you eat on Thursday and Friday. You can do this activity in your yellow book.</p>	<p>Remember to make each of these activities into a "play activity" for your child!</p> <p><b>Don't forget to take a picture and tell us all about how your child does on the "Evidence me" app!</b> <b>We really do look forward to seeing what you have all been up to!</b></p>

<p><b>MATHS</b></p>	<p><b>Over the next few weeks we are to be exploring numbers 1-10.</b></p> <p>This week we are going to be focusing on <b>numbers 2 and 3.</b></p> <p>Throughout the week, complete as many of the challenges on the “<b>All about number 2</b>” and “<b>All about number 3</b>” sheets below as you can with your child.</p>	<p><b>Don't forget to take a picture and tell us all about how your child does on the “Evidence me” app!</b></p>
<p><b>TOPIC</b></p>	<p>Go on as many walks as you can with your child this week!</p> <p>Encourage your child to look around them for signs of “nature” or “mini beasts.” To help your child with what to look for on their walk, below are some sheets you could print to take with you.</p> <p>Throughout the walk please ensure that you are talking to your child about what they can see.</p> <p>“What is that?”</p> <p>“What does it look like?”</p> <p>“How does that work?”</p> <p>“Do you think it will stay the same or change?”</p> <p>“why?”</p> <p>“Why can we see..... here?”</p> <p>“Where do you think..... live?” “why?”</p> <p>Your child could draw pictures of their favourite and least favourite mini-beasts that they saw on their walk.</p>	<p><b>Don't forget to take a picture and tell us all about how what your child says on the “Evidence me” app!</b></p>

Hi Nursery, I hope you all had a nice week last week. Where is the time going? Mrs Nokes and I are missing you all very much and keeping all of you in our thoughts and prayers. Keep going with all of your hard work and please don't forget to send us photographs through the “Evidence Me” app; we really do enjoy seeing what you have been doing.

Mrs R Price-Patel and Mrs C Nokes

## Pencil Control Maze

Draw a line connecting the hungry caterpillar to the food!  
Stay in the middle of the path!



# Pencil Control Maze


Draw a line connecting the hungry caterpillar to the food!  
Stay in the middle of the path!

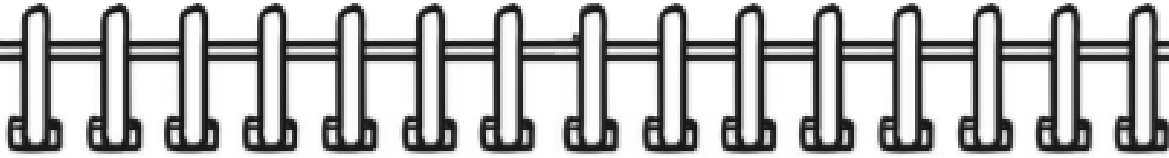




# Pencil Control Maze

Draw a line connecting the hungry caterpillar to the food!  
Stay in the middle of the path!






# **My Shopping List**

# Maths: All about the Number Two

Home Learning Challenges



Hidden around the page are 2 cats. Can you find and colour them? Can you draw a ball next to each cat? How many balls did you draw altogether?



Ask a grown-up to help you cut some food into halves. Try cutting a small cake in half, right down the middle. How many pieces are there? Try this with some other food too; make 1 cut across the food and then see how many pieces you have. You could try this with an apple, a cookie, a pizza or a baked potato.



Draw a picture of a teddy bear. Draw 2 circles; one for the teddy's head and one for his body. Then, draw 2 eyes, 2 arms, 2 legs and 2 furry ears. Draw 2 buttons on his tummy too!



Can you see the number 2 written on this page? Can you trace over the numbers at the bottom of the page? You could try writing the number 2 on your own.

Use some empty packaging to make a model dragon, bird or aeroplane. Make sure your model has 2 wings – one on each side. We would love to see your creations! You could bring them in, or show us a photo or drawing of your model.



Teddy would like a new pair of socks. 'Pair' sometimes means a group of 2 things. Can you draw a pair of socks for teddy? How many socks did you draw? Can you use 2 different colours to decorate the socks?



# Maths: All about the Number Three

## Home Learning Challenges

3

Can you see the number 3 written on this page? Can you trace over the numbers at the bottom of the page? You could try writing a number 3 of your own.

Triangles are shapes that have 3 straight sides. Can you cut some triangle shapes out of paper? What pictures can you make using the shapes? Can you make a fish picture using 3 triangles? Use a big triangle for the body, a smaller triangle for the tail and an even smaller triangle for the fin.



Hidden around the page are pictures of 3 monkeys. Can you find and colour them? Can you draw a banana next to each monkey? How many bananas did you draw altogether?



Have a look at a clock. Can you see the number 3? What numbers is it next to? On a school day, what happens at around 3 o'clock?

Lots of traditional stories have sets of 3 characters in them, such as Goldilocks and the Three Bears, The Three Billy Goats Gruff and the Three Little Pigs. You could read



some of these stories with a grown-up and then draw a picture of your favourite.




























Make a smoothie or a fruit salad with a grown-up. Can you add 3 different types of fruit? Try making a yummy smoothie using strawberries, banana and mango or a fruit salad of apples, grapes and pears.





# Nature Walk Scavenger Hunt

Mark each item as you find it. Can you find five in a row?

worm  <input type="checkbox"/>	leaf  <input type="checkbox"/>	insect  <input type="checkbox"/>	grass  <input type="checkbox"/>	flower  <input type="checkbox"/>
twig  <input type="checkbox"/>	bush  <input type="checkbox"/>	rocks  <input type="checkbox"/>	bird  <input type="checkbox"/>	squirrel  <input type="checkbox"/>
river  <input type="checkbox"/>	field or meadow  <input type="checkbox"/>	tree  <input type="checkbox"/>	cloud  <input type="checkbox"/>	spider  <input type="checkbox"/>
dirt  <input type="checkbox"/>	ant  <input type="checkbox"/>	butterfly  <input type="checkbox"/>	mushroom  <input type="checkbox"/>	dew  <input type="checkbox"/>
web  <input type="checkbox"/>	breeze  <input type="checkbox"/>	branch  <input type="checkbox"/>	nest  <input type="checkbox"/>	stones  <input type="checkbox"/>

# Minibeast Hunt

Tick the minibeasts that you have found!



spider



woodlouse



slug



butterfly



beetle



wasp



crane fly  
(daddy-long-legs)



ladybird



earwig



dragonfly



snail



ant



millipede



worm



fly



caterpillar



bee