


"With Jesus as our guide; we love, live and learn together."

WEEKLY HOMEWORK LETTER

YEAR GROUP	Nursery	NO.	8	DATE:	01.06.2020
------------	----------------	-----	----------	-------	-------------------

FOCUS	TASK(S)	GUIDANCE
ENGLISH	<p>This week we are looking at the story of "The Rainbow Fish!"</p>  <p>Monday and Tuesday Read the story of "The Rainbow Fish" with your child. If you have a copy at home, please use that! However, if you don't have a copy, you can find the story by clicking on the links below; https://youtu.be/r9mryuEkkKc https://youtu.be/h6S4IPMs5ZY</p> <p>Read the story with your child several times. As you read, ask your child as many questions about the story the story as you can. Some examples are below; "Where did the rainbow fish live?" "Did rainbow fish play with the other fish?" "Why was the little blue fish upset?" "Why was rainbow fish lonely?" "What did octopus tell rainbow fish to do?" "What do you think will happen in the end?" "Why did rainbow fish have friends in the end?"</p> <p>Wednesday and Thursday We are going to be using our mark making skills to recall the story of "The rainbow fish" in the correct order. Get your child to think about the story; 1. "What happened first of all/in the beginning?" 2. "What happened next/after that?" 3. "What happened in the end/last of all?"</p> <p>For each question, your child is to use their mark making skills to attempt to recall what happened in the correct order. Print out and use the sheet below. Underneath each picture please write what your child says.</p>	<p>Remember to make each of these activities into a "play activity" for your child!</p> <p>Don't forget to take a picture and tell us all about how your child does on the "Evidence me" app! We really do look forward to seeing what you have all been up to!</p>

	<p>Friday Help your child to find out about 2 different creatures that live under the sea. You could use the internet or books. Get your child to draw or paint pictures of the 2 creatures that you find out about.</p>	
MATHS	<p>Over the next few weeks' we are going to be exploring numbers 1-10.</p> <p>This week we are going to be focusing on numbers 6 and 7.</p> <p>Throughout the week, complete as many of the challenges on the "All about number 6" and "All about number 7" sheets below as you can with your child.</p>	<p>Don't forget to take a picture and tell us all about how your child does on the "Evidence me" app!</p>
TOPIC	<p>Each morning watch an episode of "cosmic kids" on YouTube. Join in and do the moves with your child!</p> <p>Monday - https://youtu.be/dw-0bmtDPnk Tuesday - https://youtu.be/9gV85rd3yTc Wednesday - https://youtu.be/dtQ72qRpVVE Thursday - https://youtu.be/-VAdltGTgaU Friday - https://youtu.be/3LIRSTEtqCq</p>	<p>Don't forget to take a picture and tell us all about how your child does on the "Evidence me" app!</p>

Hi Nursery, I hope you all had a nice half term week last week. Hasn't the weather been fantastic? I hope you have all been having lots of fun in the sun! Where is the time going? Mrs Nokes and I are missing you all very much and keeping all of you in our thoughts and prayers. Keep going with all of your hard work and please don't forget to send us photographs through the "Evidence Me" app; we really do enjoy seeing what you have been doing.

Mrs R Price-Patel and Mrs C Nokes

English – Wednesday and Thursday



The Rainbow Fish

In the beginning.....	Next.....	In the end.....
Child's Voice...	Child's Voice.....	Child's Voice.....

All about the Number...



Roll a dice until you throw a number 6. Draw the dotted dice pattern.

Find 6 objects in the classroom. What did you find? Draw it here.

Draw 6 bones for the dog.



Can you see the number 6 in the classroom? Draw where you can see it.

six



Which sweet jar has 6 sweets? Circle the correct jar.

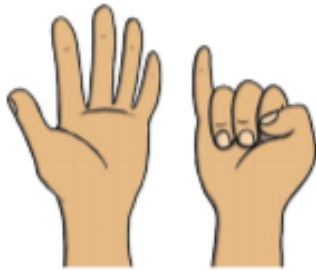


All About Number 6

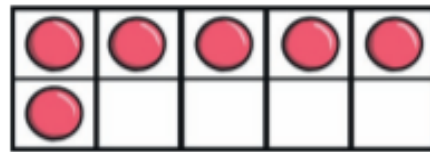
Number Formation Activity



How many fingers are being shown?




How many counters are in the ten-frame?



How many bananas are there?



How many monkeys can you see?



All about the Number...



Roll two dice until you throw a 7. Draw the dotted dice pattern.

Find 7 objects in the classroom. What did you find? Draw it here.

Draw 7 bees around the flower.



Can you see the number 7 in the classroom? Draw where you can see it.

seven



Which sweet jar has 7 sweets? Circle the correct jar.



All About Number 7

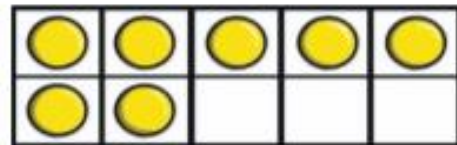
Number Formation Activity



How many fingers are being shown?



How many counters are in the ten-frame?



How many rabbits can you see?



How many balls are there?

