


"With Jesus as our guide; we love, live and learn together."

WEEKLY HOMEWORK LETTER

YEAR GROUP	Nursery	NO.	9	DATE:	08.06.2020
------------	---------	-----	---	-------	------------

FOCUS	TASK(S)	GUIDANCE
ENGLISH	<p><b>This week we are continuing to look at the story of "The Rainbow Fish!"</b></p>  <p><b>Monday</b> Draw your own rainbow fish! Decorate it by drawing lots of small, circle shaped spots all over. Try to colour each spot in a different colour to make your fish "rainbow" coloured. Below is a fish outline you can print out for your child to draw spots on. However, it is much more beneficial for your child to draw their own!</p> <p><b>Tuesday</b> Print out the "rainbow fish pencil control sheets" below for your child to do.</p> <p><b>Wednesday and Thursday</b> The rainbow fish gave away his most precious possession; his scales. What is your most precious possession? Draw a picture of it in your precious possession in your yellow book. Ask your child why it is special to them. Record your "child's voice" underneath their picture.</p> <p><b>Friday</b> Make a different kind of "rainbow animal." I can be any animal you like. You could colour it in, paint it or even collage it to make it colourful and rainbow-like! Get your child to tell you all about their creation. Record what they tell you underneath their picture.</p>	<p>Remember to make each of these activities into a "play activity" for your child!</p> <p><b>Don't forget to take a picture and tell us all about how your child does on the "Evidence me" app!</b> <b>We really do look forward to seeing what you have all been up to!</b></p>


<p><b>MATHS</b></p>	<p><b>Over the next few weeks' we are going to be exploring numbers 1-10.</b></p> <p>This week we are going to be focusing on <b>numbers 8 and 9.</b></p> <p>Throughout the week, complete as many of the challenges on the <b>"All about number 8"</b> and <b>"All about number 9"</b> sheets below as you can with your child.</p>	<p><b>Don't forget to take a picture and tell us all about how your child does on the "Evidence me" app!</b></p>
<p><b>TOPIC</b></p>	<p>Each night watch the CBeebies bed time story at 6.55pm with your child. At the end of the week ask your child to choose their favourite story and draw a picture of it in their yellow book.</p> <p>Encourage your child to recall what happened in the story by asking questions. Remember "who, what, when, where, how."</p> <p>Record what they say underneath their picture as the "child's voice."</p>	<p><b>Don't forget to take a picture and tell us all about how your child does on the "Evidence me" app!</b></p>

Hi Nursery, Well done for working so hard at home on your home learning challenges! I am really enjoying seeing the pictures that your Mommy's and Daddy's are sending to me on the evidence me app!

Mrs Nokes and I are missing you all very much but we know that you are keeping safe at home. We are constantly keeping all of you in our thoughts and prayers. Keep going with all of your hard work and please don't forget to send us photographs through the "Evidence Me" app; we really do enjoy seeing what you have been doing.


Mrs R Price-Patel and Mrs C Nokes

English – Monday

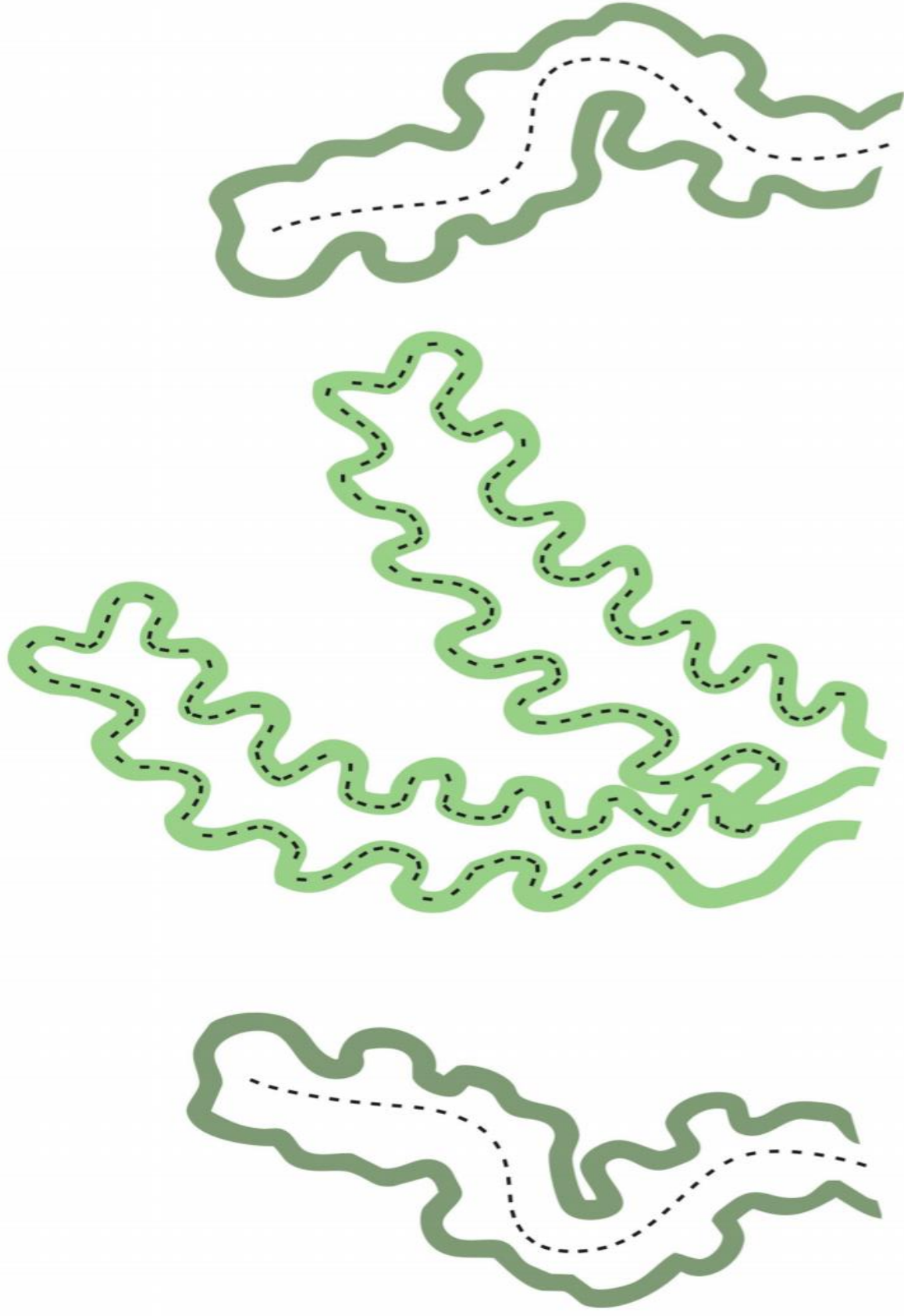


# The Rainbow Fish: Pencil Control

By: \_\_\_\_\_



Follow the paths of the seaweed with your pencil



# All about the Number...



Roll two dice until you throw an 8. Draw the dotted dice pattern.

Find 8 objects in the classroom. What did you find? Draw it here.

Molly wants to build a tower. Draw 8 building bricks.

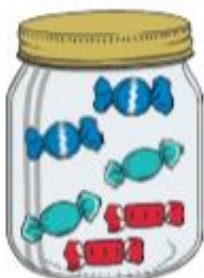


Can you see the number 8 in the classroom? Draw where you can see it.

# eight

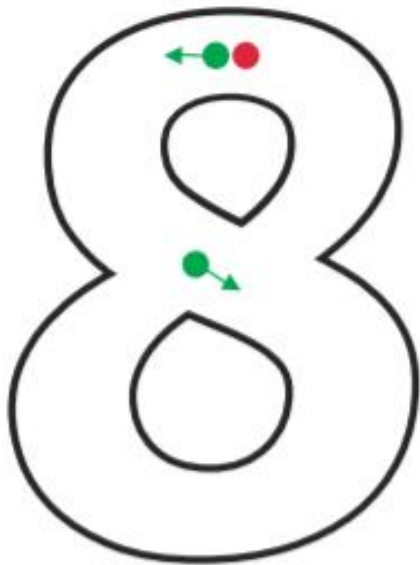


Which sweet jar has 8 sweets? Circle the correct jar.



# All About Number 8

## Number Formation Activity




How many fingers are being shown?




How many counters are in the ten-frame?



How many leaves can you see?



How many ladybirds are there?

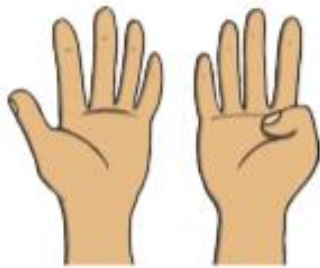


# All About Number 9

## Number Formation Activity



How many fingers are being shown?



How many counters are in the ten-frame?



How many balloons can you see?



How many cakes are there?





# All about the Number...



Roll two dice until you throw a number 9. Draw the dotted dice pattern.

Find 9 objects in the classroom. What did you find? Draw them here.

Draw 9 pieces of cheese for the mouse to nibble.



Can you see the number 9 in the classroom? Draw where you can see it.

# nine



Which sweet jar has 9 sweets? Circle the correct jar.

