



HEADTEACHER: Mr A.G. Neenan

Cross Lane, Great Barr, Birmingham, B43 6LN
Tel: 0121 357 3216 Fax: 0121 358 5523

email: headteacher@holyname.sandwell.sch.uk
website: www.holynameprimary.co.uk

"With Jesus as our guide; we love, live and learn together."

WEEKLY HOMEWORK LETTER

YEAR GROUP	Nursery	NO.	10	DATE:	15.06.2020
------------	---------	-----	----	-------	------------

FOCUS	TASK(S)	GUIDANCE
ENGLISH	<p>For the next 2 weeks, we are going to be looking at initial sounds in words. This means the sound that a word begins with. For example, the initial sound for snake is "ssssss," the initial sound for apple is "aaaaaa."</p> <p>Monday Print out the sound "s" from below and the matching initial sound pictures. Show your child the sound "s" say to your child "this makes the sound ssssssss" Encourage your child to look at the letter whilst saying the sound ssssssss. Print out the pictures below of things which begin with "s" or you could use objects around your house which begin with "s" for example a spoon, settee, spaghetti etc... Say the name of each item emphasising the sound "ssssss" at the beginning.</p> <p>Tuesday Print out the sound "a" from below and the matching initial sound pictures. Show your child the sound "a" say to your child "this makes the sound aaaaaaa." Encourage your child to look at the letter whilst saying the sound aaaaaaaa. Print out the pictures below of things which begin with "a" or you could use objects around your house which begin with "a" for example an apple, address book, Amazon echo etc. Say the name of each item emphasising the sound "aaaaaaa" at the beginning.</p> <p>Wednesday Print out the sound "t" from below and the matching initial sound pictures. Show your child the sound "t" say to your child "this makes the sound tttttttt." Encourage your child to look at the letter whilst saying the sound tttttttt. Print out the pictures below of things which begin with "t" or you could use objects around your house which begin with "t" for example a tin, table, telephone, tissue etc Say the name of each item emphasising the sound "tttttttt" at the beginning.</p>	<p>Remember to make each of these activities into a "play activity" for your child!</p> <p>Don't forget to take a picture and tell us all about how your child does on the "Evidence me" app! We really do look forward to seeing what you have all been up to!</p>

	<p>Thursday Spread the pieces of paper with the letters “s” “a” and “t” out on the floor. Say words out-loud to your child which begin with each of the letters and your child is to attempt to jump of the correct sound. For example, you say “aaaaant” your child will jump on the letter “a”. You say ssssnake” your child will jump on the letter “s”</p> <p>Friday Matching game. Lay out all 3 of the letters we have looked at this week, s,a and t, with the matching pictures all mixed up. Your child is to attempt to match the picture to the correct initial sound.</p>	
<p>MATHS</p>	<p>Over the next few weeks’ we are going to be exploring numbers 1-10.</p> <p>This week we are going to be focusing on number 10 and recapping on numbers 1-9.</p> <p>Monday and Tuesday Complete as many of the challenges on the “All about number 10” sheets below as you can with your child.</p> <p>Wednesday Print out the number cards and balloon pictures. Match the correct numeral to quantity using the number cards and balloon pictures.</p> <p>Thursday Print out “Zoo animals count and colour sheets.” Cut them into stripes. Encourage your child to count the animals and then colour the correct number.</p> <p>Friday Print the number formation sheets. Get your child to attempt to trace as many as they can. Please ensure that they start each number in the correct place and form it correctly.</p>	<p>Don’t forget to take a picture and tell us all about how your child does on the “Evidence me” app!</p>
<p>TOPIC</p>	<p>All about the UK! This week we are looking at the United Kingdom. Watch the following YouTube clip; https://youtu.be/ncqDJW4EhmE</p> <p>Print out the sheet below of each of the UK flags. With your child, look online at the flags that make up the 4 countries of the United Kingdom. Help your child to google each flag and colour it correctly.</p>	<p>Don’t forget to take a picture and tell us all about how your child does on the “Evidence me” app!</p>

Hi Nursery,

Well done for working so hard at home on your home learning challenges! I am really enjoying seeing the pictures that your Mommy's and Daddy's are sending to me on the evidence me app!

Mrs Nokes and I are missing you all very much but we know that you are keeping safe at home. We are constantly keeping all of you in our thoughts and prayers.

Keep going with all of your hard work and please don't forget to send us photographs through the "Evidence Me" app; we really do enjoy seeing what you have been doing.

Mrs R Price-Patel & Mrs C Nokes

English – Monday

S

Photos courtesy of looking4poetry, Luca Nebuloni -fb-, San Diego Shooter, vpickering and mikejp2000 @flickr.com granted under creative commons licence - attribution



a

Photos courtesy of Stew Dean, Thomas Hawk, williamcho, lydia_shiningbrightly, Noel C. Hankamer and wwarby @flickr.com granted under creative commons licence - attribution



t

Photos courtesy of uteart, The hills are alive*, stuandgravy, Brighton Guy, @kevinv033 and ucumari @flickr.com granted under creative commons licence - attribution



All about the Number...

10

Roll two dice until you throw a 10. Draw the dotted dice pattern.

Find 10 objects in the classroom. What did you find? Draw it here.

Draw 10 gold coins for the pirate.



Can you see the number 10 in the classroom? Draw where you can see it.

ten



10 10 10 10 10

Which sweet jar has 10 sweets? Circle the correct jar.

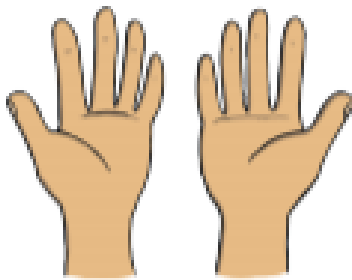


All About Number 10

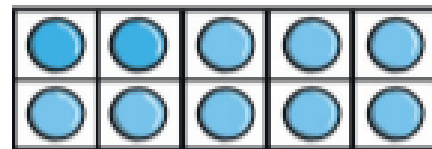
Number Formation Activity




How many fingers are being shown?



How many counters are in the ten-frame?



How many sandcastles can you see?



How many frogs are there?



Maths - Wednesday

1

2

3

4

5


6

7

8

9


10



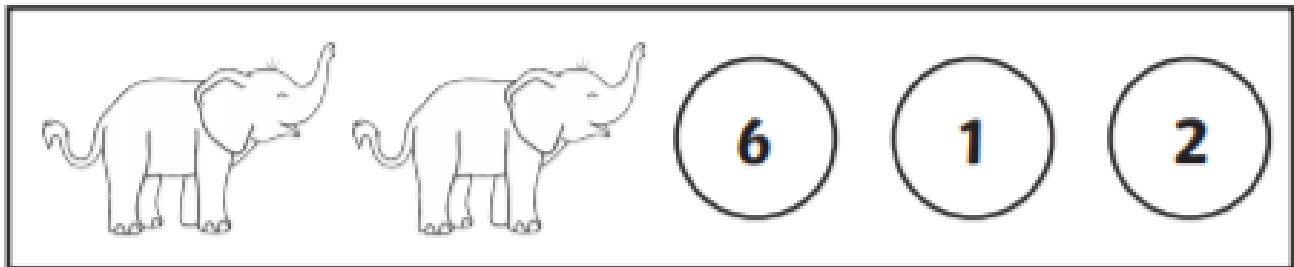
Zoo Animals Count and Colour

Directions

Count and colour the animals. Colour the circle with the correct number of animals.



Three flamingos are shown in a row. To their right are three circles containing the numbers 3, 5, and 8.



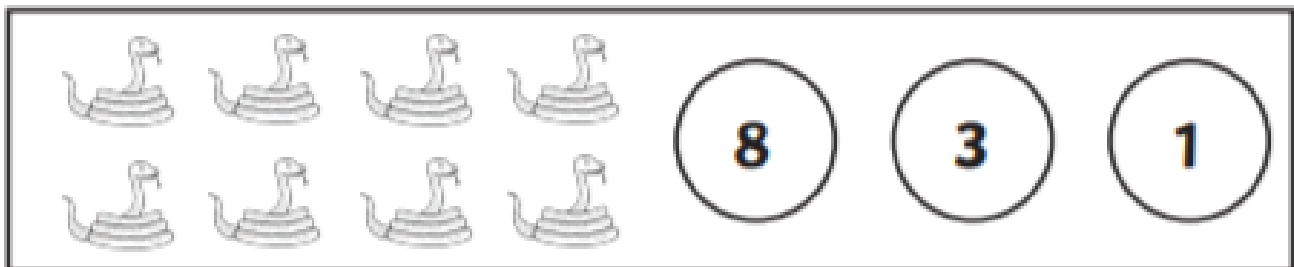
Two elephants are shown in a row. To their right are three circles containing the numbers 6, 1, and 2.



Five monkeys are shown in a row. To their right are three circles containing the numbers 5, 2, and 1.


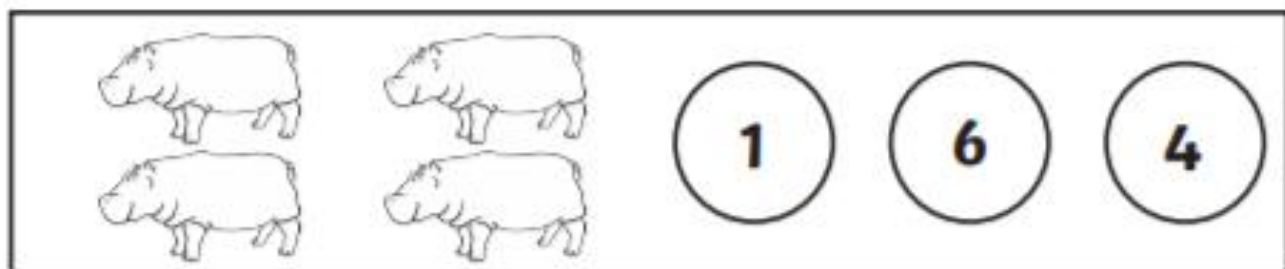


One tiger is shown. To its right are three circles containing the numbers 4, 1, and 2.



Eight snakes are shown in two rows of four. To their right are three circles containing the numbers 8, 3, and 1.

Zoo Animals Count and Colour





My 0-10 Number Formation

0 1 2 3 4 5 6 7 8 9 10



My 0-10 Number Formation

0 1 2 3 4 5 6 7 8 9 10



My 0-10 Number Formation




0 1 2 3 4 5 6 7 8 9 10



My 0-10 Number Formation

0 1 2 3 4 5 6 7 8 9 10

Look Say Cover Write Numbers 0 - 10

 Look and Say	Look, Say and Trace 	Cover and Write 
0	0	
1	1	
2	2	
3	3	
4	4	
5	5	
6	6	
7	7	
8	8	
9	9	
10	10	

Colouring the UK Flags

