



# Holy Name

Catholic Primary School

HEADTEACHER: Mr A.G. Neenan

Cross Lane, Great Barr, Birmingham, B43 6LN  
Tel: 0121 357 3216 Fax: 0121 358 5523

email: [headteacher@holynamesandwell.sch.uk](mailto:headteacher@holynamesandwell.sch.uk)  
website: [www.holynamesandwell.co.uk](http://www.holynamesandwell.co.uk)

"With Jesus as our guide; we love, live and learn together."

## WEEKLY HOMEWORK LETTER

YEAR GROUP	2	NO.	12	DATE:	29.06.20
------------	---	-----	----	-------	----------



Good Morning Year Two,

I hope you have all enjoyed the weather this week and spent lots of time out in the beautiful sunshine. I hope you managed to follow the new layout last week and that it wasn't too tricky to get your head around.

I was very excited to find out that I will get to teach you all again next year. I hope you were excited too. I'm sure we will have lots of fun together in Year Three.

Keep working hard at home, and try and complete all your home learning tasks as best as you.

Keep smiling!  
Miss Doody

It was lovely to speak to you all this week. Remember to upload pictures of yourselves completing your home learning tasks onto the school website. I would love to see some pictures of you working hard! So that I can add them to our class page.

### Daily Exercise

Start your day with some exercise. Click on the links below to complete your daily exercise/ Yoga/ Meditation.

Monday	Joe Wicks - <a href="https://www.youtube.com/user/thebodycoach/">https://www.youtube.com/user/thebodycoach/</a>
Tuesday	Comic Yoga - <a href="https://www.youtube.com/watch?v=5y3gCrL_XIM">https://www.youtube.com/watch?v=5y3gCrL_XIM</a>
Wednesday	Just Dance - <a href="https://www.youtube.com/watch?v=M8S1xE-MCFY">https://www.youtube.com/watch?v=M8S1xE-MCFY</a>
Thursday	Kids Home Workout- <a href="https://www.youtube.com/watch?v=oc4-QS2USKmk">https://www.youtube.com/watch?v=oc4-QS2USKmk</a>
Friday	Cosmic Yoga Dance Party- <a href="https://www.youtube.com/watch?v=23VdtTOvQUY">https://www.youtube.com/watch?v=23VdtTOvQUY</a>

# English Timetable

	Today's Activity is...	Guidance	Extra Online English Games (Optional)
Monday Activity Sheet 1	Identify the features of instruction Writing	Today you will be looking into my magic potion instructions and identifying what features make them instructions. Before you start you need to watch the following video which explains what imperative verbs are: <a href="https://www.youtube.com/watch?v=VtNUMjcDW5U">https://www.youtube.com/watch?v=VtNUMjcDW5U</a> Now use the colour coded key to highlight the features.	<a href="https://www.phonicsplay.co.uk/resources/phase/2/buried-treasure">https://www.phonicsplay.co.uk/resources/phase/2/buried-treasure</a> Phonics Phase 5- Buried Treasure Login: march20 Password: home
Tuesday Activity Sheet 2	Ordering Instructions	Today your task is to cut up the different instructions up into strips. You need to correctly order the instructions of 'How to Clean Your Teeth'. You need to order them correctly. Think about the words used within the instructions as this can help you to identify where the instruction could go. Read through them carefully and look at your sequence words e.g. <i>first, next, then etc.</i> to help you order them.	Adding full stops in correctly: <a href="https://www.roythezebra.com/reading-games/full-stop-1.html">https://www.roythezebra.com/reading-games/full-stop-1.html</a>
Wednesday Activity Sheet 3	Design Your Magic Potion	Today you need to design your own potion that you will be writing instructions for tomorrow. You may want to draw what you will put into your magic potion. However, you will need to label what is in your potion with expanded noun phrases and number them to show what item needs to go in first, second etc.	Small town superhero's game: <a href="https://www.bbc.co.uk/bitesize/topics/zd63xyc/articles/zncgvk7">https://www.bbc.co.uk/bitesize/topics/zd63xyc/articles/zncgvk7</a>
Thursday Activity Sheet 4	Instructions for a Magic Potion	Today your task is to write instructions for a magic potion. Look at my modelled write below to see how yours should look. Make sure that you use: <ul style="list-style-type: none"> <li>- A title</li> <li>- A list of what you will need</li> <li>- Imperative verbs (Put, stir, mix etc.)</li> <li>- Sequential language- (First, next etc.)</li> <li>- Correct letter formation (remember your tall guys and small guys)</li> </ul>	Karate Cats: <a href="https://www.bbc.co.uk/bitesize/topics/zd63xyc/articles/zdp+pg8">https://www.bbc.co.uk/bitesize/topics/zd63xyc/articles/zdp+pg8</a>
Friday Activity Sheet 5	Reading Comprehension	Read the comprehension sheet under English Task 5. Then answer the questions remembering to write in full sentences. Once you have completed your questions use the answers to check your work. This week your reading comprehension is about Sharks.	Purple Mash- Ice Cream Tenses- Log in to your purple mash account to play this game.  <a href="https://www.purplemash.com">https://www.purplemash.com</a>

## Maths Timetable

	Today's Activity is...	Guidance	Extra Online Maths Games (Optional)
<b>Monday</b> Activity Sheet 1	Mental Maths & Number bonds to 100	This week's mental maths is a adding two-digit numbers together. Remember to split your tens and ones when adding. $56+21 = 77$ $50 + 6$ $20 + 1$ $70 + 7 = 77$ Remember to time yourself completing your Number Bonds.	Hit the Button- Mental Maths <a href="https://www.topmarks.co.uk/maths-games/hit-the-button">https://www.topmarks.co.uk/maths-games/hit-the-button</a>
<b>Tuesday</b> Activity Sheet 2	Reading clocks to the nearest half an hour and 15 minutes	Your task today is to look at the hands on the clock. Remember that the long hand is the minute hand and the shorter hand is the hour. I have included a template of a larger clock to help you if needed as you will be able to see the time more clearly. Sheet 1 – Reading time to the nearest half an hour. Sheet 2- Reading the time to the nearest 15 minutes.	Purple Mash- Comparing numbers up to 1000. <a href="https://www.purplemash.com">https://www.purplemash.com</a> Log in to your Purple Mash and you will see this game as a 2do.
<b>Wednesday</b> Activity Sheet 3	Reading clocks to the nearest 5 minutes	For today's task you need to read the hands of the clock to the nearest five minutes. Remember if the long hand is between 12 and 6 then it is <i>past</i> the hour. If the long hand is after the the 6 then this means it is <i>to</i> the hour.	Purple Mash- Monster Multiplication <a href="https://www.purplemash.com">https://www.purplemash.com</a> Log in to your Purple Mash and you will see this game as a 2do.
<b>Thursday</b> Activity Sheet 4	Adding clock hands correctly to show a time	For today's task you will need to correctly draw the clock hands onto the clock making sure that there is a clear difference between your long hand and your short hand. Make sure you use a ruler to draw your clock hands!	Telling the Time: <a href="https://mathsframe.co.uk/en/resources/resource/116/telling-the-time">https://mathsframe.co.uk/en/resources/resource/116/telling-the-time</a>
<b>Friday</b> Activity Sheet 5	To answer questions involving time.	In today's task you will have to answer some worded problems around time. You should read the question carefully first and then highlight any key words that will help you to solve the problem. Make sure to show your working out.	Telling the Time in Words: <a href="https://mathsframe.co.uk/en/resources/resource/117/telling_the_time_in_words#">https://mathsframe.co.uk/en/resources/resource/117/telling_the_time_in_words#</a>

## Reading

All reading tasks will be on Purple Mash unless stated otherwise.

	Daily Reading Task Purple Mash 2do's	Daily Reading Challenge (Optional)
Monday	Read Chapter 1- Sky-scraping Sunflowers. Then complete chapter 1 – Quiz and Joining Words	Enjoy a story with David Walliams: <a href="https://www.worldofdavidwalliams.com/elevenses/">https://www.worldofdavidwalliams.com/elevenses/</a>
Tuesday	Read Chapter 2 - Sky-scraping Sunflowers. Then complete Chapter 2- Missing Words	Write a letter to the Author of your favourite book.
Wednesday	Read Chapter 3 - Sky-scraping Sunflowers. Then complete Chapter 3- Yes or No	Read a story to someone in your household.
Thursday	Read Chapter 4 - Sky-scraping Sunflowers. Then Complete Chapter 4- Quiz and Missing Words.	Read a Chapter of the Ickabog. The link is included under your extra activities.
Friday	Read Chapter 5 - Sky-scraping Sunflowers. The complete Chapter 5: Quiz and create your own sunflowers.	Design a new front cover for your favourite book.

### Spelling Task – -sure, -sion, -us, tion

Look at the Spelling Activity Sheet 1.  
Practise your spellings making sure you are joining your letters. Use the spellings you have been given this week and write them into full sentences. Make sure you use capital letters and full stops.  
Next, look at spelling activity sheet 2.  
You need to sort the words under the correct child.

A B C D E F G H  
I J K L M N O  
P Q R S T U V

### Times Table Rock Stars

Please log on to your Time Table Rock Stars account daily to practice your 2, 5 and 10 times tables. Try and aim to spend at least 10 minutes a day on this activity.  
<https://trockstars.com/>



### RE-Special Celebrations

Think about different celebrations that we have. Think about what happens at those celebrations. Why are those times special?

Your task is to research different signs and symbols of different times in the church. Use google junior to find different symbols that represent these times in the church. You may like to research the season of the church during these times and identify which colour the church cloths would be. For example at Easter, Christmas, Baptism etc.

<https://www.juniorsafesearch.com/>

## History Research- Coat of Arms

This week for your History research look at the importance of a Coat of Arms. What is a Coat of Arms? Watch the following clip that will explain what they are and their importance:

<https://www.youtube.com/watch?v=zexpH6GCOh8>

Our Royal family have a Coat of Arms you can find some information about it on google junior:

<https://www.juniorsafesearch.com>



Answer the following questions about our Royal family's Coat of Arms under 'History Activity sheet 1

Your task is to now create your own Coat of Arms for your family name. This will be your second name so my Coat of Arms would be for the 'Doody' family. You might want to include your name onto it too.

## Awe and Wonder- Plastic Parachutes

This week your science experiment is 'Plastic Parachutes'. Follow the instructions below to make your own parachute and see how long it takes for your parachute to land. You may also like to try and use a range of materials for your parachute and investigate which materials are useful for a parachute and which ones aren't. Don't forget to upload some pictures of your experiment onto the school website so I can see how amazing they are.



## PSHE Task- How am I feeling?



This week we are looking into our feelings. Below you will find your activity sheet where there are a range of different emotions for you to look at. You need to identify the feeling and draw how your face would look if you felt excited, happy worried etc.

Once you have done that I want you to look at the different emotions and think of times when you felt these emotions. Is it always a bad thing to feel scared? Think back to the start Year Two, you all were a little worried to come down into your new class but after your first day everything felt fine. Discuss these feelings with another person and decide if it is good to feel one way or not





I have included some fun activities below for you (if you want something extra to do at home). Any sheets that are needed for these tasks will be attached at the bottom of this letter. Have fun!

### Summer Code Breaker

Use the code breaker sheet below where you will have to solve calculations to find the correct letters. It will be something that you use or have in the summer when on holiday. Good Luck



### Spot the Difference

Look at the superhero pictures. See if you can spot the differences between the two pictures.



### Common Exception Words- Word Search.

Look at the common exception words that we will have used in year Two. You need to find the words in the word search.

Did you manage to find them all?

### Learn a Language- Duolingo

Learn a language on Duolingo for free. Ask an adult to help you set up an account safely and then choose which new language you would like to learn. You can track your progress as you learn.

<https://www.duolingo.com/learn>



### Art and Craft – Hawaii

This week we are looking into the state of Hawaii in school. We will be making some traditional Lei necklaces and some Hula skirts. I would love to see you making some too at home.



## How to Create a Magic Potion that makes you invisible

### You will need:

- Two drops of snail slime
- A cupful of unicorn dust
- 25ml of fairy tears
- A lock of princess hair
- A spider's web
- 5 dragon teeth
- A large spoon
- A Cauldron



### How to make the Magic Potion:

1. First, get out your biggest cauldron and a large mixing spoon.
2. Next, add in two drops of snail slime and 5 dragon teeth and wait | for the teeth to dissolve,
3. Then, pour in 25ml of fairy tears.
4. After that, you should add a cupful of unicorn dust.
5. Next, cut up a lock of princess hair and stir.
6. Finally, you need to add in a spider's web and mix the potion together.
7. When it turns purple, the potion is ready. You should sip a small cup full and wait five minutes. You will now be invisible for one hour.

Features of Instruction Writing

Title

Includes a list of what is needed

Instructions are in a clear order

Sequential language e.g First, next etc.

Imperative Verbs (Bossy verbs)



Finally dry your mouth completely with the towel.

Then quickly rinse your mouth with water.

A tube of toothpaste

A toothbrush

Water

A towel

After that rinse the toothbrush under the tap.

Keep brushing carefully for two minutes.

### How to clean your teeth


Next brush the toothpaste all over your teeth.

What you do:

Then turn on the tap and wet the toothbrush.

What you need:

First, squeeze a small amount of toothpaste onto the brush.



My bubbling magic potion ...

# My Magic Potion

A potion to \_\_\_\_\_

**Ingredients:**

---

---

---

---

---

---



**Method:**

---

---

---

---

---

---

---

---

---

---

A potion to \_\_\_\_\_

A large rectangular area with horizontal lines, intended for writing the ingredients and instructions for the potion.

# Sharks

There are more than 500 different species of shark, including the great white shark, grey reef shark, hammerhead shark and tiger shark.

## Where do they live?

Sharks can be found in every ocean.

The most shark attacks have been in Australia, South Africa, America and Brazil.

## What do they eat?

Some types of shark can be deadly, but only about 12 species have ever attacked humans.

What sharks eat depends on its species and where it is.

Most sharks are meat eaters so they like to eat fish and other sharks. Some larger sharks eat dolphins, sea lions and small whales.

Smaller sharks eat small aquatic life like clams and crabs.



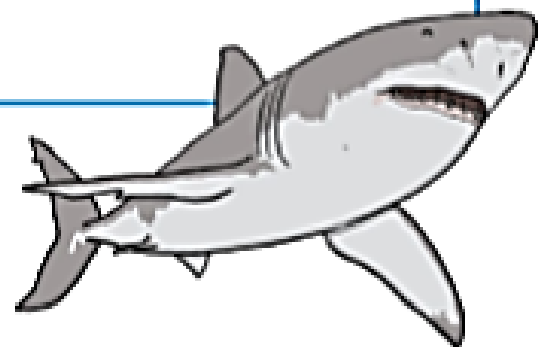
Grey Reef Shark



School of Hammerhead Sharks

## Big Facts

1. A group of sharks is called a shoal, school or shiver.
2. Sharks have a skeleton of cartilage but no bones!
3. A baby shark is called a pup.



### **What are they good at?**

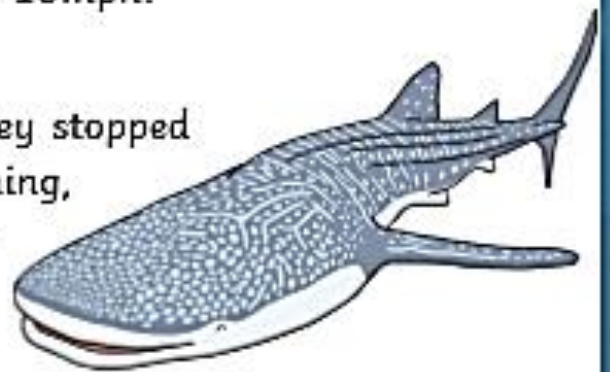
Sharks can smell a single drop of blood in the water from 400 metres away.

They can hear fish moving from around 500 metres away.

Great white sharks can swim up to 18mph!

### **Amazing Fact!**

Most shark species would die if they stopped moving. As long as they keep swimming, water keeps moving over their gills, which keeps them alive.





# Questions about Sharks

1. Name two types of shark.

---

---

2. What can a group of sharks be called?

---

---

3. What don't sharks have in their bodies?

---

---

4. What is a baby shark called?

---

---

5. Which countries have had the most shark attacks?

---

---

6. How many species of shark have ever attacked humans?

---

---

7. Name something a meat eating shark eats.

---

---

8. How fast can great white sharks swim?

---

---

# Questions about Sharks Answers

1. Name two types of shark.

**There are lots of different sharks like great white shark, grey reef shark, hammerhead shark and tiger shark. (Accept any two)**

2. What can a group of sharks be called?

**A group of sharks is called a shoal, school or shiver.**

3. What don't sharks have in their bodies?

**Sharks have no bones - they have a skeleton of cartilage.**

4. What is a baby shark called?

**A baby shark is called a pup.**

5. Where do most shark attacks happen?

**Most shark attacks happen in Australia, South Africa, America and Brazil.**

6. How many species of shark have ever attacked humans?


**Only about 12 species have ever attacked humans.**

7. Name something a larger shark eats.

**Larger sharks eat other sharks, dolphins, sea lions and small whales. (Accept any one)**

8. How fast can great white sharks swim?

**Great white sharks can swim up to 18mph!**



# Practice Sheet

Name ..... Date .....

Term 2 Set 3 Week 9 (b)

Spelling patterns **-sure, -sion, us, -tion, possessive apostrophe, extension, common exception words**



I'm trying to measure the water in the cup.



Spellings	Write	Write	Cover and write	Cover and write
treasure				
measure				
action				
motion				
girl's				
boy's				
nation				
prove				



Lights, camera, action.

**Total**      **/8**



# Activity Sheet

Term 2 Set 3 Week 9

Name .....

Put the words in sets.

word quad warm measure station treasure  
 squash action monkeys work award donkeys  
 pleasure quarrel worst towards potion chimneys

I'm collecting  
**ey**s words.



.....

.....

.....

I'm collecting  
**qua** words.



.....

.....

.....

I'm collecting  
**ar** words.



.....

.....

.....

I'm collecting  
**or** words.



.....

.....

.....

I'm collecting  
**sure** words.



.....

.....

.....

I'm collecting  
**tion** words.



.....

.....

.....



Add two 2-digit numbers

UNIT 1  
ADDITION & SUBTRACTION

ADDITION

SECTION A

**1**  $17 + 42$


**2**  $46 + 22$


**3**  $72 + 27$


SECTION B

**1**  $45 + 72$


**2**  $34 + 28$


**3**  $64 + 29$


SECTION C

**1**  $46 + 58$


**2**  $29 + 96$


**3**  $74 + 86$


# Number Bonds to 100


## Worksheet Number 5

Name: \_\_\_\_\_

$\underline{\quad} + 35 = 100$ (1)	$\underline{\quad} + 63 = 100$ (11)	$\underline{\quad} + 93 = 100$ (21)
$3 + \underline{\quad} = 100$ (2)	$33 + \underline{\quad} = 100$ (12)	$45 + \underline{\quad} = 100$ (22)
$60 + \underline{\quad} = 100$ (3)	$\underline{\quad} + 42 = 100$ (13)	$42 + \underline{\quad} = 100$ (23)
$57 + \underline{\quad} = 100$ (4)	$\underline{\quad} + 60 = 100$ (14)	$\underline{\quad} + 64 = 100$ (24)
$\underline{\quad} + 82 = 100$ (5)	$\underline{\quad} + 46 = 100$ (15)	$68 + \underline{\quad} = 100$ (25)
$22 + \underline{\quad} = 100$ (6)	$\underline{\quad} + 73 = 100$ (16)	$\underline{\quad} + 71 = 100$ (26)
$\underline{\quad} + 76 = 100$ (7)	$94 + \underline{\quad} = 100$ (17)	$17 + \underline{\quad} = 100$ (27)
$\underline{\quad} + 33 = 100$ (8)	$\underline{\quad} + 72 = 100$ (18)	$46 + \underline{\quad} = 100$ (28)
$14 + \underline{\quad} = 100$ (9)	$\underline{\quad} + 25 = 100$ (19)	$\underline{\quad} + 73 = 100$ (29)
$\underline{\quad} + 28 = 100$ (10)	$\underline{\quad} + 61 = 100$ (20)	$53 + \underline{\quad} = 100$ (30)



Maths Activity 2



Maths Activity Sheet 2 – Sheet 1



\_\_\_\_\_



\_\_\_\_\_



\_\_\_\_\_



\_\_\_\_\_



\_\_\_\_\_



\_\_\_\_\_



\_\_\_\_\_



\_\_\_\_\_



\_\_\_\_\_



\_\_\_\_\_



\_\_\_\_\_



\_\_\_\_\_



\_\_\_\_\_



\_\_\_\_\_



\_\_\_\_\_



\_\_\_\_\_



\_\_\_\_\_



\_\_\_\_\_



\_\_\_\_\_



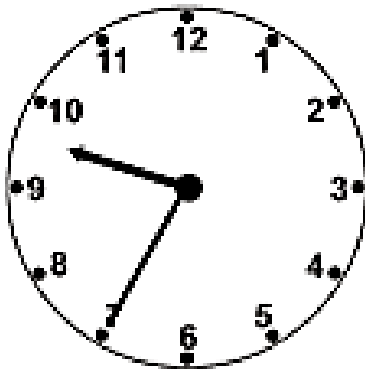
\_\_\_\_\_



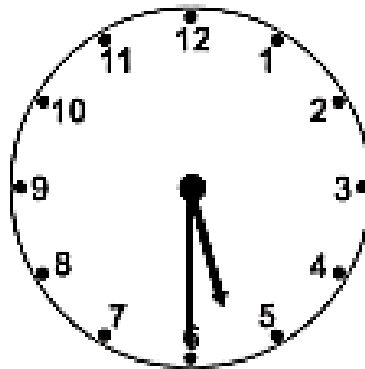
Maths Activity 3

♦ Write the time shown on each clock...

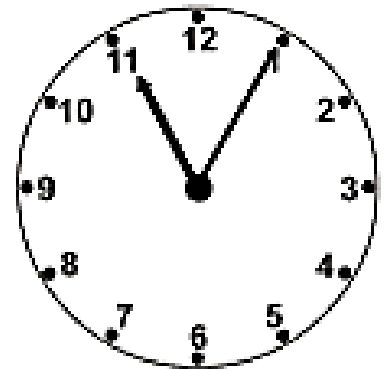
1.



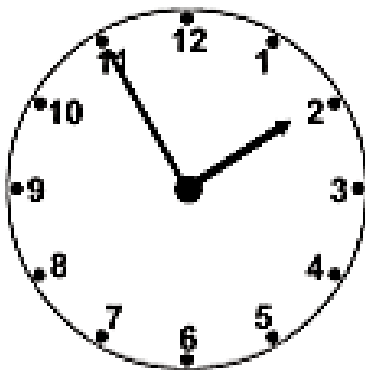
2.



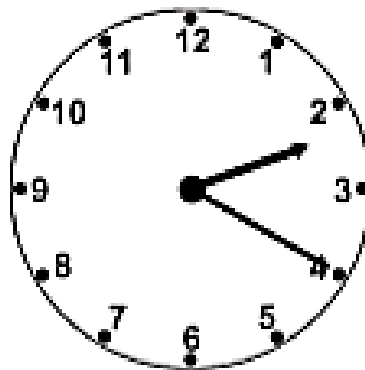
3.



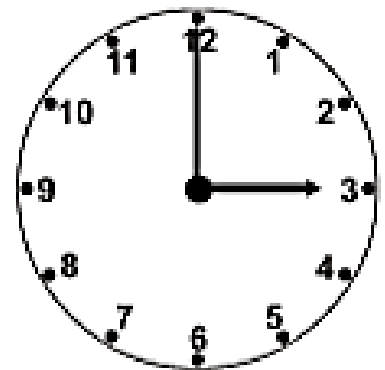
4.



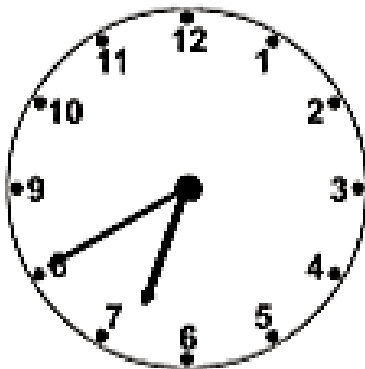
5.



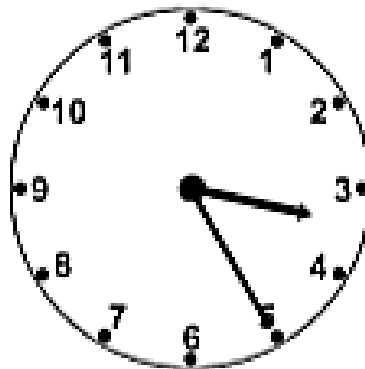
6.



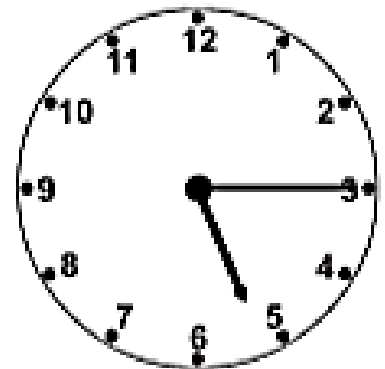
7.



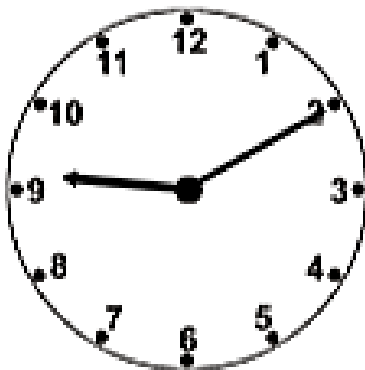
8.



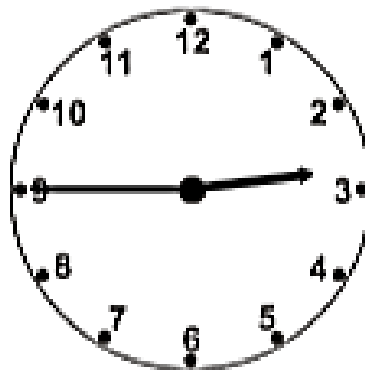
9.



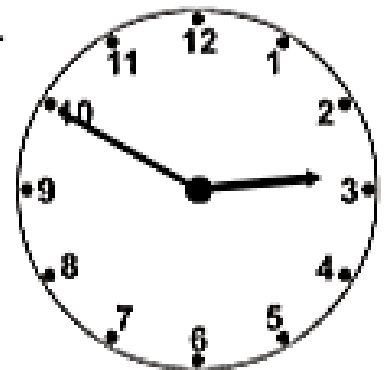
10.



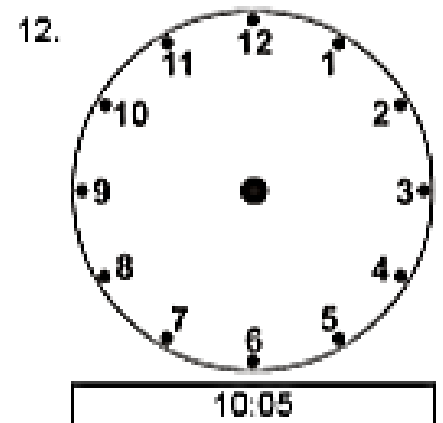
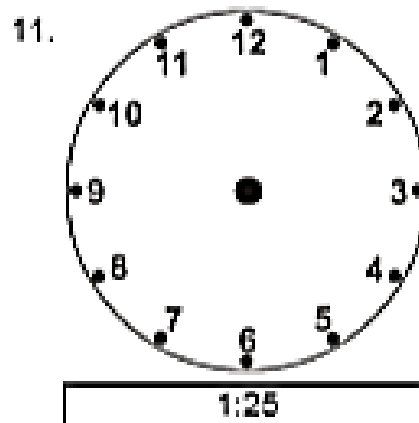
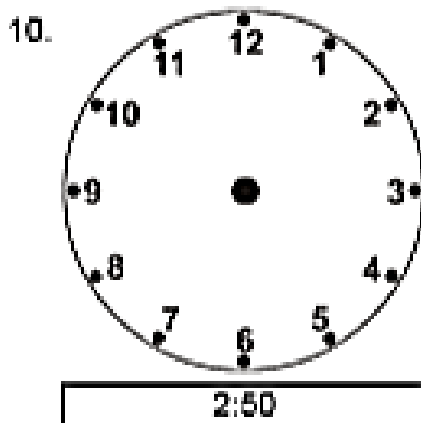
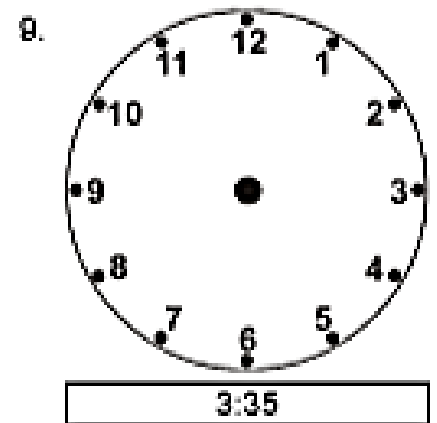
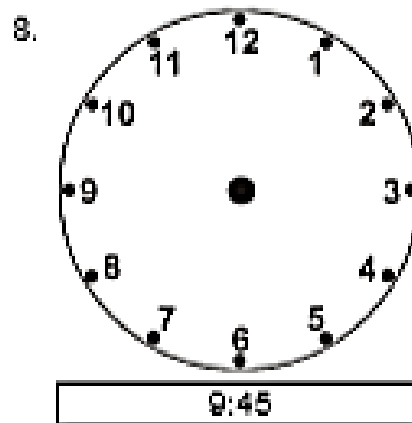
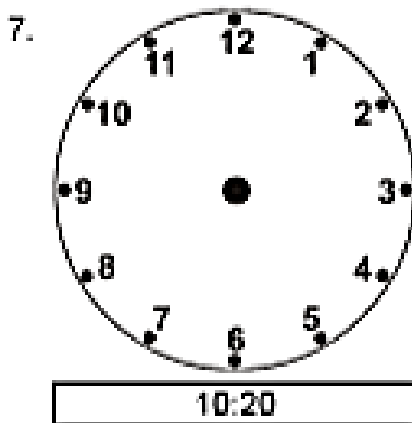
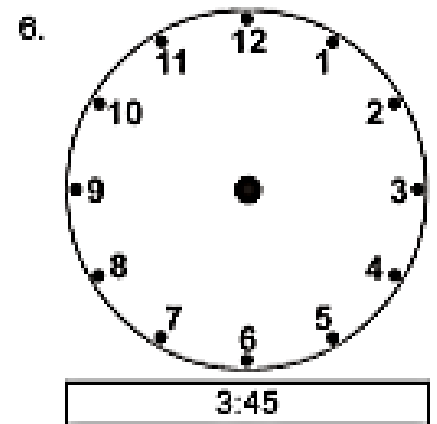
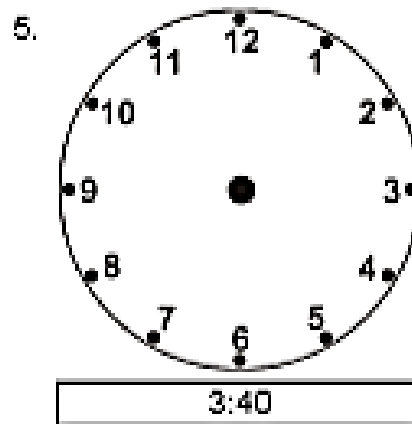
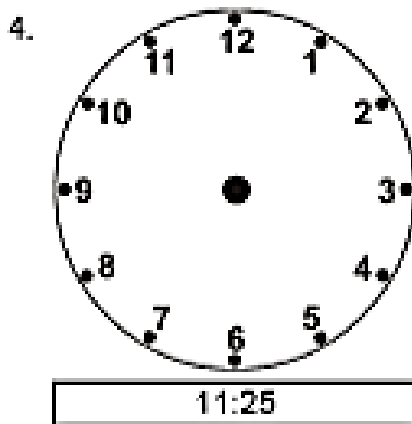
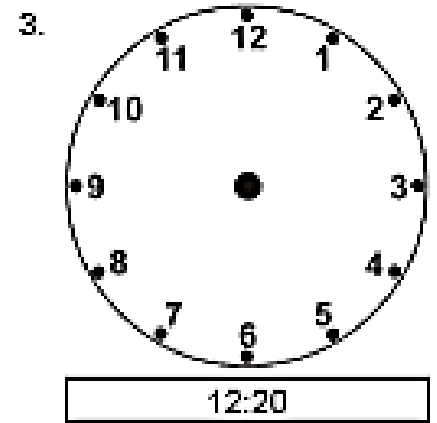
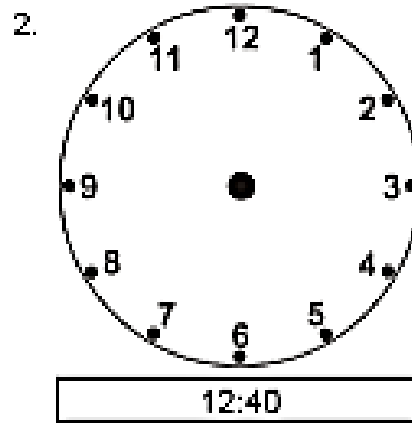
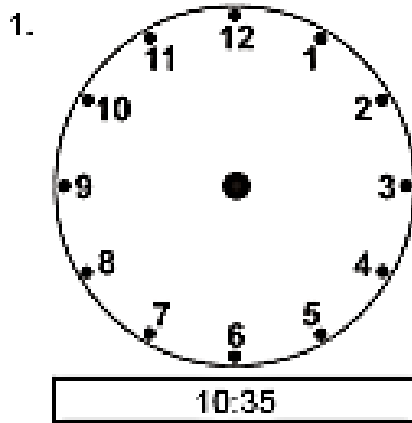
11.



12.



◆ Draw the missing hands on each analogue clock...



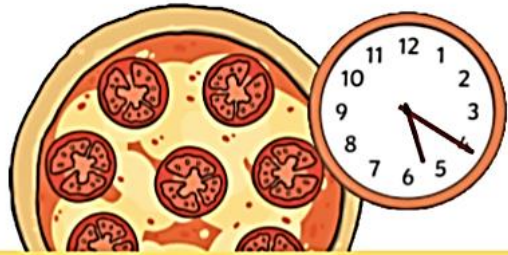


# Maths Activity

## Time Word Problems Challenge Cards

### Time Word Problems Challenge Cards

1. Dad put a pizza in the oven at 20 minutes past 5. It takes 15 minutes to cook. What time did he take it out of the oven?



### Time Word Problems Challenge Cards

2. Sam went for a 15-minute run around the park. She stopped running at 25 minutes past 3. What time did she start running?



### Time Word Problems Challenge Cards

3. A baby woke up at 25 minutes to 3 ready for his bottle. 15 minutes later, he had finished drinking his milk. What time did he finish?



### Time Word Problems Challenge Cards

4. The doctor saw a patient at 25 minutes past 2. She spent 15 minutes with them. What time was the appointment over?



### Time Word Problems Challenge Cards

5. Jim woke up at 5 minutes past 5. He was awake for 15 minutes. At what time did Jim fall back to sleep?



### Time Word Problems Challenge Cards

6. It takes Grandad 15 minutes to cut the grass. If he starts at 1 o'clock, what time will he finish?



### Time Word Problems Challenge Cards

7. Sarah practised playing the piano for 15 minutes. She started practising at 5 minutes to 3. What time did she finish?





Special Celebrations

Christmas

|

Lent

Easter

Pentecost

1. What can you see on the Coat of Arms for the royal family?

---

---

---

---

---

2. What colours have they used?

---

---

---

---

---

3. Why is it important that we have a Royal Coat of Arms?

---

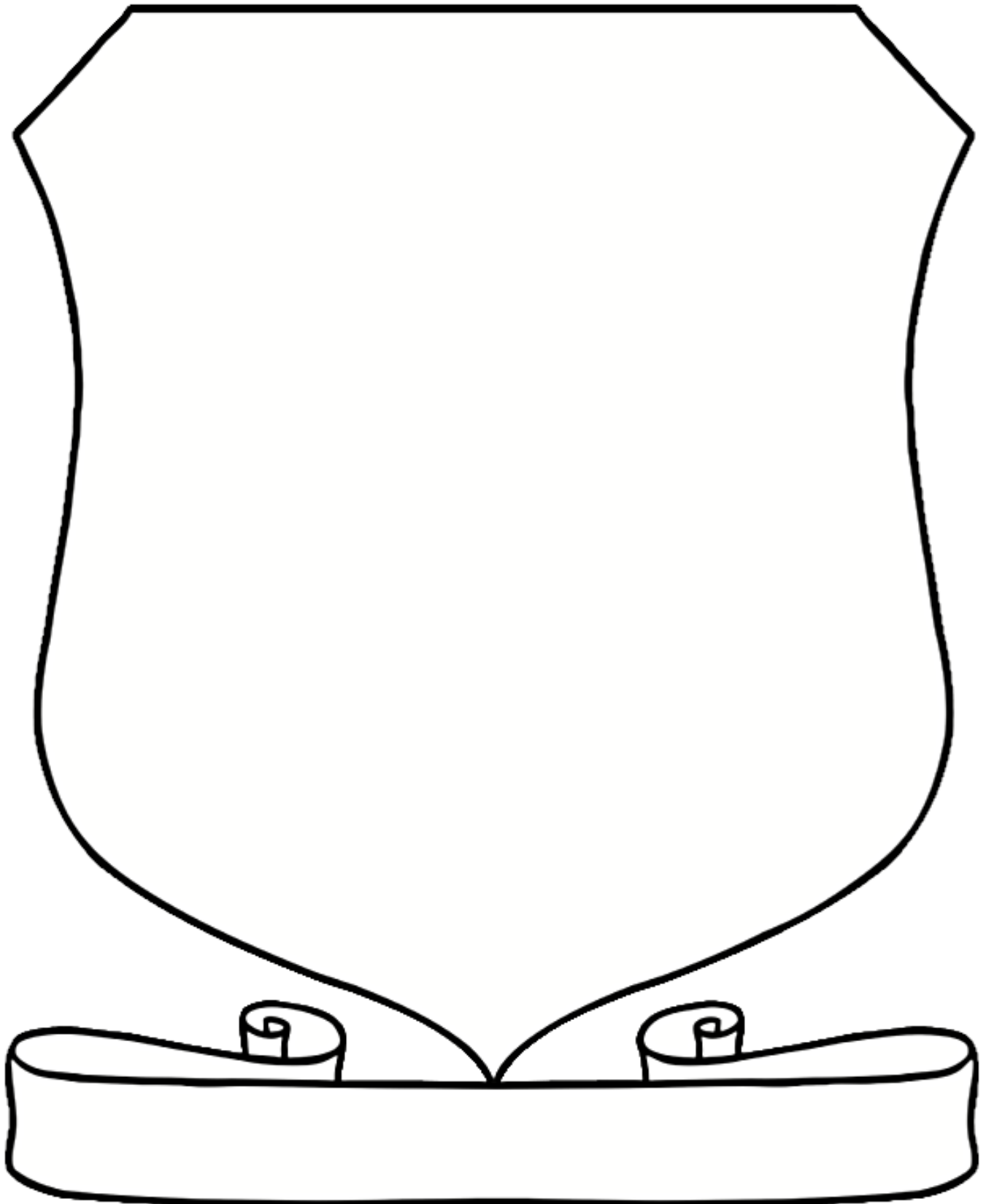
---

---

---

---

## Design a Coat of Arms Shield





# Awe and Wonder Plastic Bag Parachutes



**You will need:**  A square of plastic bag material  A plastic person  String  A hole punch  Scissors



## Method:


1. Cut off across the corners of the square, creating an octagon shape.
2. Hole punch in the middle of each side.
3. Put a piece of string through each of the 8 holes and tie.
4. Gather the 8 pieces of string together and tie to your plastic person.
5. Cut out a small circle from the centre of your parachute to let air pass through gently.
6. Get up somewhere high, on top of a climbing frame or up some stairs.
7. Hold the centre of your parachute, with the person underneath. Let go and watch how they travel to the ground.
8. Does the parachute open? Does the person travel fast or slow? Does the person go straight down or to one side? Does it spin? What could you do differently?

## The Science Bit

When you release the parachute the weight pulls down on the strings and opens up a large surface area of material that slows down the person. The larger the surface area the more air resistance and the slower the parachute will drop.

# How Do You Feel?


Draw a face for each emotion.



I'm sad.



I'm angry.




I'm unwell.




I'm afraid.




I'm happy.



I'm excited.



I'm tired.



I'm sleepy.

Name \_\_\_\_\_

# Spot The Difference

There are 6 differences in the pictures below, can you find them?



# Summer Holiday Code Breaker

Solve the calculations and use the code breaker to spell out the summer-themed words.

a	b	c	d	e	f	g	h	i	j	k	l	m
6	15	21	5	13	24	18	7	12	1	25	19	9

n	o	p	q	r	s	t	u	v	w	x	y	z
22	16	11	26	2	17	20	3	10	8	14	23	4

	Answer	Letter
$3 \times 5$		
$30 \div 10$		
$30 - 9$		
$5 \times 5$		
$5 + 8$		
$10 \times 2$		

	Answer	Letter
$20 - 13$		
$12 \div 2$		
$9 + 11$		

	Answer	Letter
$30 - 10$		
$2 \times 8$		
$5 + 3$		
$20 - 7$		
$15 + 4$		

	Answer	Letter
$20 - 3$		
$2 + 1$		
$11 \times 2$		
$15 + 6$		
$20 - 18$		
$7 + 6$		
$4 + 2$		
$20 - 11$		



# Common Exception Words

b b b d e f a t h e r l  
e p a t h r s t c v w x  
a z t b c d e f l p i j  
u l h n o p q r a a u v  
t x y z a g r a s s g h  
i j k l m n o p s s s t  
f v w x l z a b c d e f  
u h i p a s t n o p q r  
l t u v s x y z a l c d  
e f a s t j k l m a o p  
q r s t u v w x y n a b  
a f t e r h i j k t m n

beautiful  
after  
fast  
last

past  
father  
class  
grass

pass  
plant  
path  
bath