



HEADTEACHER: Mr A.G. Neenan

Cross Lane, Great Barr, Birmingham, B43 6LN  
Tel: 0121 357 3216 Fax: 0121 358 5523

email: [headteacher@holyname.sandwell.sch.uk](mailto:headteacher@holyname.sandwell.sch.uk)

website: [www.holynameprimary.co.uk](http://www.holynameprimary.co.uk)

"With Jesus as our guide; we love, live and learn together."

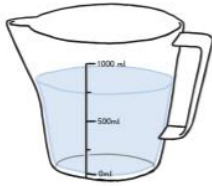
### WEEKLY HOMEWORK LETTER

YEAR GROUP	Nursery	NO.	2	DATE:	30.03.2020
------------	---------	-----	---	-------	------------

FOCUS	TASK(S)	GUIDANCE
ENGLISH	<p><b>Monday and Tuesday</b> Play a game of "I hear with my little ear!" Take it in turns to imitate the sound of something and guess what makes that sound. You could imitate the sound of things found around your house, such as a clock, telephone or washing machine. Or the sound of a recognisable animal such as a dog or cat.</p> <p>Go for a walk in the garden or up and down the street. See how many different sounds you can hear. Encourage your child to use their "listening ears." Talk about the different sounds they can hear. Are they loud, quiet, soft, aggressive etc. What was their favourite sound? Which was their least favourite? Why?</p> <p><b>Wednesday and Thursday</b> Show your child the list of words below. Go through each list of words individually. For example; "dice.... mice....spice.... slug." Say each word clearly and slowly. Encourage your child to listen carefully to each list of words. Ask can you find the one which doesn't rhyme with the others? Use questions such as "which words sound the same?" "which ones sound different?" You may need to go over a list several times</p> <p>As an introduction to this activity, children love to hear words which rhyme with their own name or a family members name. For example say "Mrs Price is rice." Or "Mommy is a tommy." Have fun with it!</p> <p><b>Friday</b> Sing 2-3 nursery rhymes with your child. Stop at key words and encourage your child to fill in the missing words i.e. "twinkle twinkle little ....." Use YouTube to refresh your memory of nursery rhymes, however, please remember to sing them with your child. Let's get singing! <a href="https://youtu.be/lzc_Rd4TuYg">https://youtu.be/lzc_Rd4TuYg</a></p>	<p>Make it into a "game" for your child. "We are going to play a game of I hear with my little ear."</p> <p>Encourage your child to listen carefully for the sounds in the words.</p>

<p><b>MATHS</b></p>	<p><b>Monday and Tuesday</b>  Write numbers 1-10 on individual pieces of paper. Do this in front of your child, saying each number as you write and asking them to look and repeat after you.  Now go into the garden or into every room of your house and hide the numbers.  Tell your child you are going on a “number hunt.” Each time your child finds a number they need to tell you what it number is. If your child is struggling, tell them which number it is each time and then get them to repeat it.  You could challenge your child to tell you “one more” than the number they have found.  For example; “we have found number 3, what comes after number 3?” or “we have found number 3, can you tell me what is one more?”  A further challenge could be for your child to put the numbers in the correct order once they have found them all.</p> <p><b>Wednesday and Thursday</b>  Allow your child to make lunch with you. Count as you are making it and cutting the food up. Use lots of questioning with your child. For example;  “Let’s chop up the banana and see how many pieces there are.” Count together.  “How many sandwiches are there are your plate and on my plate?” - “which plate has got the most/least sandwiches?”  “How many segments are there in your orange?”  “How many spoons of yoghurt can you eat?”</p> <p><b>Please be creative!</b> Whatever you are making for lunch encourage your child to count what you are doing. Whether it is stirring, cutting, spooning out etc.</p> <p><b>Friday</b>  Encourage your child to go into each room of the house and do a different number of actions. For example;  “In the bathroom do 4 stamps of your feet.”  “In the kitchen clap your hands 3 times.”  “In your bedroom nod your head 5 times.”  “Go into the garden and do 2 star jumps.”  You could challenge your child with larger numbers each time. For example “you have done 3 nods can you do 5 now?”  A further challenge could be for you to write the number down on a piece of paper and hold it up for your child without saying the number.</p>	<p>Attempt to count 1-5 first, then 1-10 if your child is confident.</p>
<p><b>TOPIC</b></p>	<p>Each morning watch an episode of “cosmic kids” on YouTube.  Join in and do the moves with your child!</p> <p>Monday - <a href="https://youtu.be/iWowDC3x0hE">https://youtu.be/iWowDC3x0hE</a>  Tuesday - <a href="https://youtu.be/YKmRB2Z3g2s">https://youtu.be/YKmRB2Z3g2s</a>  Wednesday - <a href="https://youtu.be/LhYtcadR9nw">https://youtu.be/LhYtcadR9nw</a>  Thursday - <a href="https://youtu.be/40SZI84Lr7A">https://youtu.be/40SZI84Lr7A</a>  Friday - <a href="https://youtu.be/KAT5NiWHFIU">https://youtu.be/KAT5NiWHFIU</a></p>	

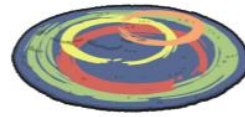
jug



cat



rug



slug



twinkl.co.uk

cat



rat



dog



mat



twinkl.co.uk


man



van



pig




can



twinkl.co.uk


pig




wig



dig



tree



twinkl.co.uk

ball



snake



tall




wall



twinkl.co.uk

cake



moon



rake

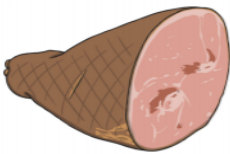


lake



twinkl.co.uk

ham



lamb



jam



spoon



twinkl.co.uk

slug



hen



pen



ten

10

twinkl.co.uk

dog



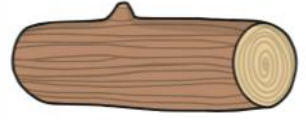
bed



frog



log



twinkl.co.uk

box



hat



socks



fox



twinkl.co.uk

