



# Holy Name

Catholic Primary School

HEADTEACHER: Mr A.G. Neenan

Cross Lane, Great Barr, Birmingham, B43 6LN  
Tel: 0121 357 3216 Fax: 0121 358 5523

email: [headteacher@holynamesandwell.sch.uk](mailto:headteacher@holynamesandwell.sch.uk)  
website: [www.holynamesprimary.co.uk](http://www.holynamesprimary.co.uk)

"With Jesus as our guide; we love, live and learn together."

## WEEKLY HOMEWORK LETTER

YEAR GROUP	2	NO.	11	DATE:	22.06.20
------------	---	-----	----	-------	----------



Hello Year Two,

I have changed the layout of your home learning tasks this week but all the same information will be included. I hope that you are all ok, please try and remain focused on your home learning tasks. I will continue to include extra activities for you to enjoy at home.

I had a great time talking with you all this week and it put a big smile on my face. It was lovely to hear about how well you are all doing at home.

I have included a science experiment called 'Rain Cloud in a Jar' as last week we had lots of rain, thunder and lightning.

Continue your great work and keep smiling.  
Miss Doody.

Your homework tasks for English, Maths and Reading will now be set out as a weekly timetable. I hope this makes it easier for you to follow and see what you will be doing daily. You may like to tick off your task as you complete them. I have included an online daily activity that you can complete.

### Daily Exercise

Start your day with some exercise. Click on the links below to complete your daily exercise/ Yoga/ Meditation.

Monday	Cosmic Yoga- <a href="https://www.youtube.com/watch?v=LhYtcadR9nw">https://www.youtube.com/watch?v=LhYtcadR9nw</a>
Tuesday	Joe Wicks - <a href="https://www.youtube.com/user/thebodycoach/">https://www.youtube.com/user/thebodycoach/</a>
Wednesday	Just Dance - <a href="https://www.youtube.com/watch?v=HUvCgpUrqs8">https://www.youtube.com/watch?v=HUvCgpUrqs8</a>
Thursday	Oti Mabuse Dance Class- <a href="https://www.youtube.com/watch?v=EJmpCH9p2X8">https://www.youtube.com/watch?v=EJmpCH9p2X8</a>
Friday	Cosmic Yoga Dance Party- <a href="https://www.youtube.com/watch?v=23VdtTOvQUY">https://www.youtube.com/watch?v=23VdtTOvQUY</a>

# English Timetable

	Today's Activity is...	Guidance	Extra Online English Games (Optional)
Monday Activity Sheet 1	Expanded noun phrases	Look at the main character and the setting of my Adventure story. You need to use these images to write some sentences about both the character and the setting using expanded noun phrases (Adjective, adjective noun). If you need a reminder of expanded noun phrases watch the following clip. : <a href="https://www.bbc.co.uk/bitesize/topics/zwwp8mn/articles/z3nfw6f">https://www.bbc.co.uk/bitesize/topics/zwwp8mn/articles/z3nfw6f</a>	Small Town Superhero's- <a href="https://www.bbc.co.uk/bitesize/topics/zd63xyc/articles/zncgk7">https://www.bbc.co.uk/bitesize/topics/zd63xyc/articles/zncgk7</a> Click on the link and access the different games involving punctuation, sentences, and prefixes and suffixes.
Tuesday Activity Sheet 2	Identifying the features of an Adventure story.	Read 'Walk the Plank' adventure story below. Whilst you are reading I would like you to think about: <i>What makes the story so exciting?</i> <i>Who are the main characters</i> <i>Where is the story set?</i> You need to highlight the features using the key below. Remember to think about what you will include in your adventure story as you will be planning it tomorrow.	Karate Cat- <a href="https://www.bbc.co.uk/bitesize/topics/zd63xyc/articles/zdp4pg8">https://www.bbc.co.uk/bitesize/topics/zd63xyc/articles/zdp4pg8</a> Complete sentences and find the correct spelling.
Wednesday Activity Sheet 3	Planning my own Adventure story	You will be planning your Adventure story today to help you with your writing tomorrow. Remember an adventure story is where characters go somewhere exciting or dangerous. <i>Think about the features you looked at yesterday, have you included them all in your plan?</i>	Sentence Splatter: <a href="https://www.funenglishgames.com/grammargames/punctuation.html">https://www.funenglishgames.com/grammargames/punctuation.html</a> Choose the correct punctuation for the sentence.
Thursday Activity Sheet 4	Writing my own Adventure story	Today you will be writing your own Adventure story. You need to make that you include the following things. <i>-Correct punctuation</i> – capital letters, full stops, comma's, exclamation marks and maybe even a question mark. <i>- Include a title</i> <i>- A beginning, build up, dilemma, resolution and ending.</i> Use my modelled text below to help you as you write.	Small Town Superhero's- <a href="https://www.bbc.co.uk/bitesize/topics/zd63xyc/articles/zncgk7">https://www.bbc.co.uk/bitesize/topics/zd63xyc/articles/zncgk7</a> Click on the link and access the different games involving punctuation, sentences, and prefixes and suffixes.
Friday Activity Sheet 5	Reading Comprehension	Read the comprehension sheet under English Task 5. Then answer the questions remembering to write in full sentences. Once you have completed your questions use the answers to check your work.	Karate Cat- <a href="https://www.bbc.co.uk/bitesize/topics/zd63xyc/articles/zdp4pg8">https://www.bbc.co.uk/bitesize/topics/zd63xyc/articles/zdp4pg8</a> Complete sentences

## Maths Timetable

	Today's Activity is...	Guidance	Extra Online Maths Games (Optional)
Monday Activity Sheet 1	Mental Maths & Number Bonds to 100	Your mental arithmetic work this week is to recognise the inverse relationship between addition and subtraction. Remember if you have a missing box question you use the inverse to work out the answer.. e.g- Finding the inverse: $15 + \underline{\quad} = 34$ You will work out the inverse to identify the answer. $34 - 15 = 19$ Therefore <b>19</b> is the answer <b>Number Bonds</b> - Remember you have 5 minutes to complete them.	Recap our topic of 'Money' from last week. You need to correctly use the coins to make the right amount: <a href="https://www.mathsisfun.com/money/money-master.html">https://www.mathsisfun.com/money/money-master.html</a>
Tuesday Activity Sheet 2	Reading Thermometers in 2's, 5's and 10's.	<b>Look at Maths activity Sheet 2.</b> Look at the thermometers and identify what the scales are going up in. Is it 2's, 5's or 10's? Work out what the temperature is on the thermometers and write your answers underneath. <b>Challenge - Maths Task 2 Challenge:</b> Colour the correct temperature on the thermometer.	<b>Mental Maths Game- Hit the button:</b> <a href="https://www.topmarks.co.uk/maths-games/hit-the-button">https://www.topmarks.co.uk/maths-games/hit-the-button</a> A range of Mental Maths games to play including number bonds, timetables, doubles, halves etc.
Wednesday Activity Sheet 3	Comparing Measures 2 (My Maths)	Click on the following link and follow the lesson for Units of Measure: <a href="https://app.mymaths.co.uk/5933-lesson/comparing-measures-2">https://app.mymaths.co.uk/5933-lesson/comparing-measures-2</a> Then complete the online homework reading the questions carefully. Remember to take your time.	<b>Measuring in CM:</b> Click the picture to start the game: <a href="https://www.topmarks.co.uk/maths-games/measuring-in-cm">https://www.topmarks.co.uk/maths-games/measuring-in-cm</a>
Thursday Activity Sheet 4	Find and Measure	Today you will be looking around your house for items and measuring them. First you will estimate the length of an object (have a guess) and then you will measure it correctly using a ruler. There are some blank spaces for you to choose your own objects from around your house. Have fun measuring!	<b>Mental Maths Game- Hit the button:</b> <a href="https://www.topmarks.co.uk/maths-games/hit-the-button">https://www.topmarks.co.uk/maths-games/hit-the-button</a>
Friday Activity Sheet 5	Capacity and Volume	<b>Look at Maths Activity Sheet 5.</b> Look at the measuring jugs that a full of water. Look at the measurements and work out how full each of the jugs are.  Then look at your second sheet. Using a pencil crayon look at the amount given to you. You need to correctly colour the jugs so the correct amount of millilitres is shown.	<b>Capacity Countdown Game:</b> <a href="http://www.ictgames.com/mobilePage/capacity/index.html">http://www.ictgames.com/mobilePage/capacity/index.html</a>

## Reading

All reading tasks will be on Purple Mash unless stated otherwise.

	Daily Reading Task Purple Mash 2do's	Daily Reading Challenge (Optional)
Monday	Read Ned and the Detectives- Chapter 3 Complete the following tasks - Chapter3: Quiz, Missing words and joining words.	Enjoy a story with David Walliams: <a href="https://www.worldofdavidwalliams.com/elevenses/">https://www.worldofdavidwalliams.com/elevenses/</a>
Tuesday	Read Ned and the Detectives- Chapter 4 Complete the following tasks - Chapter4: Quiz, Missing words and joining words.	Write a letter to the Author of your favourite book.
Wednesday	Test your knowledge of the story so far. Complete the Yes or No task. You will be asked questions about the book so far.	Read a story to someone in your household.
Thursday	Read Ned and the Detectives- Chapter 5 Complete the following tasks - Chapter 5: Quiz, Missing words and joining words.	Read a Chapter of the Ickabog. The link is included under your extra activities.
Friday	Well done you have finished the book. Today you have game to play based around the book you have read.	Design a new front cover for your favourite book.

### Spelling Task – a before ll, a before l, o

Look at the Spelling Activity Sheet 1.  
Practice your spellings making sure you are joining your letters. Use the spellings you have been given this week and write them into full sentences. Make sure you use capital letters and full stops.  
Next, look at spelling activity sheet 2.  
You need to look at the letters and unjumble the letters correctly.

A B C D E F G H  
I J K L M N O  
P Q R S T U V

### Times Table Rock Stars

Please log on to your Time Table Rock Stars account **daily** to practice your 2, 5 and 10 times tables. Try and aim to spend at least 10 minutes each day on this activity.

<https://trockstars.com/>



### RE- Celebrating Pentecost

Think about a special celebration like your birthday. What do you remember about your last birthday? How did you celebrate?

On Pentecost day we celebrate the beginning of God's family- **the Church**.

#### Task:

Research into how Catholics celebrate Pentecost within the church: You can use Google Junior and also ask your family members about what they know about Pentecost.

Using what you know about how Pentecost is celebrated, complete the Acrostic poem. Use the first letter on each line to begin your word, phrase or sentence about Pentecost. For example for P you could use:

P  
People coming together.

E

## Geography – Beside the Seaside

This week we are focusing on Geography, You need to pick a seaside town in the UK and research what is like there. If you have visited the seaside before you might want to do your research on the place that you visited.

Look at the Geography sheets below, and research the answers for your chosen seaside town.

<https://www.juniorsafesearch.com/>

## **Challenge- Map Skills.**

Look at the world map (If you have an atlas at home then you can use this if you would like). Find the following countries on your map and draw them on the blank map template below.

- England, Spain, Australia, India, Japan, Mexico, Egypt, Sweden.

Good Luck!

## Science Experiment

This week I have included a science experiment for you. Below you will find instructions of how to complete this experiment. It is called 'Rain Cloud in a Jar'. I thought this might be a nice activity for you to do as we had lots of rain last week during the storm. Remember to ask an adult to help you if you are stuck. Don't forget to take some pictures of your experiment and upload them on the school website so I can see.



## PSHE Task- Healthy Lunchbox.

As we are missing our weekly PSHE lessons together, I thought it would be nice to include a task for you to complete each week. This week we are looking at healthy eating. Unfortunately I (Miss Doody) have been struggling to keep eating healthy, nutritional food and instead I have been eating far too many cakes and biscuits. Your challenge is to design a healthy lunch for me that has lots of fresh, healthy snacks. Please send me a picture of you with your healthy lunch idea to the school website so I can see what delicious lunches I can bring to school next week.






I have included some fun activities below for you if you want something extra to do at home. Any sheets that are needed for these tasks will be attached at the bottom of this letter. Have fun!

### Mindfulness Colouring

Take some time out of your day, sit in a nice quiet space, and colour in the mindfulness colouring below. You might want to play some calming music why you do this. Here is a link to some Disney piano music you might enjoy:

<https://www.youtube.com/watch?v=H86obfBOrgI+>



### 30 Day Art/ DT Challenge

Look at the grid below. See how many Art/DT challenges you can complete. Don't forget to send pictures of your masterpieces to the school website!

### Read J.K.Rowling's new book- THE ICKABOG

J.K. Rowling has a new book that she wrote a long time ago but had not released. Chapters are being uploaded frequently onto the website but there are 36 chapters already which you could make a start on. You may like to ask an adult to read this for you as a bedtime story or have a go at reading it yourself.

<https://www.theickabog.com/read-the-story/>

There is also a competition you could enter with your illustrations of the characters in the book. The competition ends on the 17<sup>th</sup> July.

<https://www.theickabog.com/competition/>

### Learn a Language- Duolingo

Learn a language on Duolingo for free. Ask an adult to help you set up an account safely and then choose which new language you would like to learn. You can track your progress as you learn.

<https://www.duolingo.com/learn>



### Art and Craft – Mexico

In school, we have been learning about a country each week and completing some arts and crafts around this country. This week we are looking at Mexico. We will be make Sombreros in school and even though we cannot all be together, we can certainly enjoy making the same things.









# Y2 Story Writing: Adventure Story

## Example Text

### Walk the Plank

Ashanti was playing in the park with her brothers. They were playing on the pirate ship climbing frame. Max was always the captain because he was the oldest. Dez was always the first mate because he was the second oldest. Ashanti was the youngest. Her brothers always made her walk the plank when they played pirates. She sometimes asked if she could be captain but they always said no.

One day Ashanti was being made to walk the plank because she hadn't washed the decks clean. Captain Max had been out burying his treasure. He had stomped back onto the ship with mud all over his boots. What a mess he made! Ashanti had tried to clean the decks but she couldn't clean up the mud. Both of her brothers laughed when she jumped off the edge of the pirate ship climbing frame. She landed with a bump. She looked up at her brothers laughing at her then she saw something odd. Underneath the climbing frame was a strange drawing. It was a skull and crossbones. She reached out and she touched the drawing. There was a flash of light and Ashanti was in a ship at sea! She could feel the ship tipping from side to side.



Ashanti looked around in amazement. There were lots of barrels of gunpowder. She saw something moving in the corner. Someone was hiding behind one of the barrels. Dez and Max's heads popped up slowly. Just then a real-life pirate appeared. The pirate grabbed all three children and marched them onto deck where the captain was. The captain was furious! He did not allow stowaways on his ship. He shouted at them to walk the plank. Max and Dez

were terrified. What would happen to them? Ashanti wasn't scared. She was angry. She wasn't being forced to walk another plank! She grabbed a sword from the pirate who had found them and she charged at the captain.

The captain was shocked. He grabbed his sword to stop Ashanti but she was so angry that she pushed him straight off the ship. The other pirates cheered. The captain had been a cruel man and they were pleased he was gone. They made Ashanti their new captain and she sailed the ship to Pirate's Gold Island.

The children helped the pirates find the cruel captain's treasure chest. It was full of gold coins, red rubies and shiny diamonds. The pirates gave Ashanti a beautiful, golden goblet to say thank you. She looked carefully at the picture on it. It was a skull and crossbones. She touched the picture and there was another flash of light. Suddenly she was back in the park with her brothers. Max and Dez were so grateful to Ashanti for saving them that they never made her walk the plank again. Sometimes they even let her be the captain!

Features of an Adventure Story (Including grammar features)	
	Title
	Beginning
	Dilemma (Problem)
	Resolution (Solving Problem)
	Range of punctuation throughout (Capital letters, full stops, question marks, comma's in a list, exclamation marks)
	Suffixes e.g youngest



# Adventure



**Definition:** A story in which the characters go somewhere exciting and dangerous.

**Key Features:** A chase or narrow escape. A battle might be fought. 'Goodies' against 'Baddies'. Usually makes us wonder if the characters will make it or not.

## Key Words

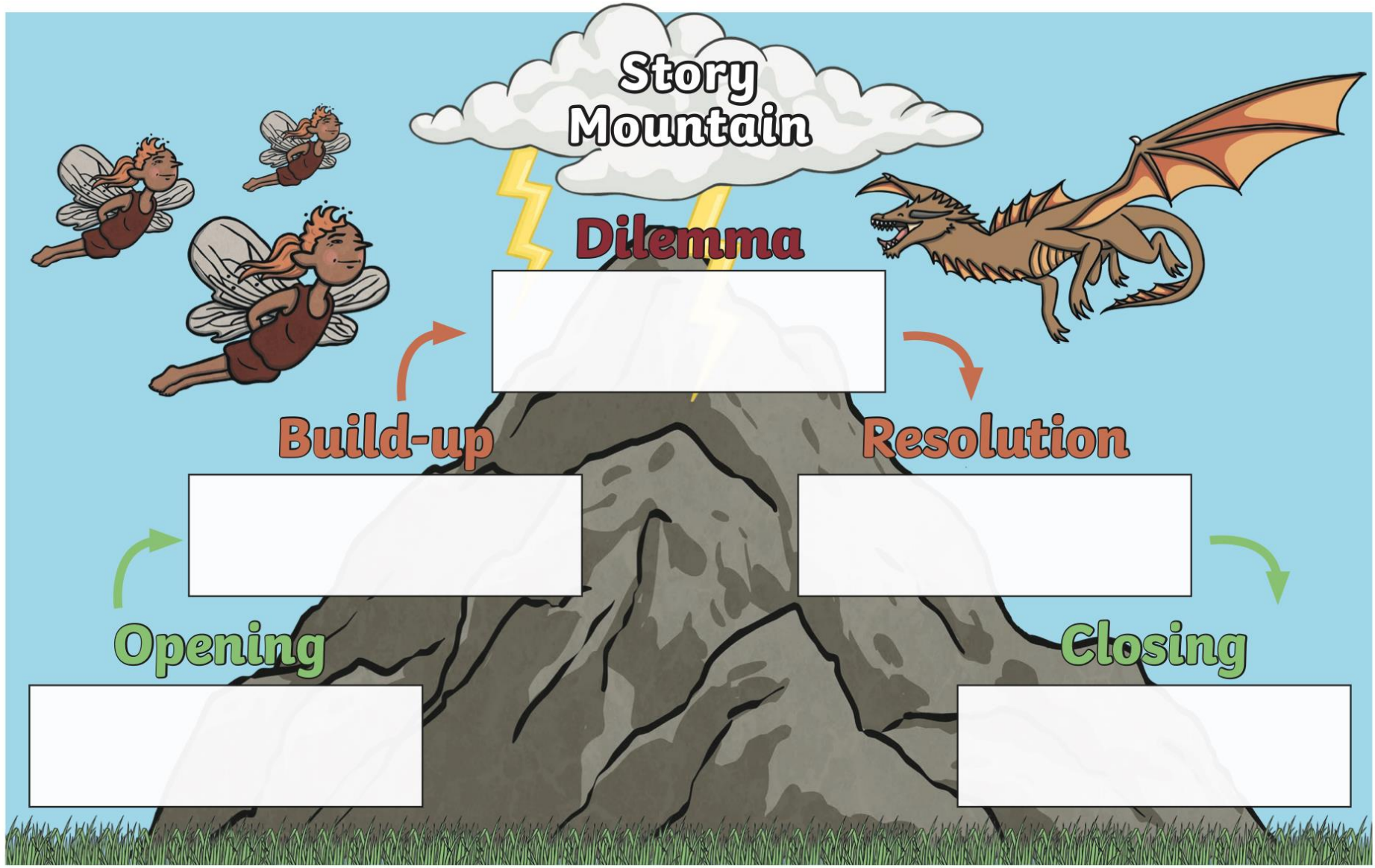
Kidnap	Dangerous
Treasure	Unknown
Swordfight	Brave
Escape	Outsmarted
Journey	Suddenly



## Settings

Desert Island
Abandoned Ship
Cave
Underwater
Pirate Ship





### Treasure Island

Charlie had finally found the magic box. Inside the small, red box he found a treasure map folded up. He knew it did not belong to him, but it had been hidden in his back garden so why should he ignore treasure that had clearly been marked out on this crinkled, old map? He got his friend Max and they both headed down to the beach to find out what treasure had been hidden.

The map was a little hard to read at first because Charlie and Max had never followed a treasure map before. Charlie had only seen treasure maps at the movies. They made their way down the beach. Luckily, there were not many people on the beach as it was a cold, rainy day. The map led them all the way down the beach to a little cove. They found the spot where the treasure was and started to dig. It felt like they have been digging forever and then Max finally felt something hit his spade. They both looked at each other in amazement. 'This is it!', shouted Charlie.

Suddenly, they heard a loud noise coming from outside the cove. Then boys quickly placed some sand over the top of the treasure chest and went out to see who it was. As they walked out the cove two, sneaky pirates grabbed them and took them to a brown, oak pirate ship. They were worried. They didn't know what to do. Is this real? Thought Charlie. As they climbed on board

Pirate Pete approached them. They were nervous, as he was the captain. He had a wooden leg, a silver hook, a sharp sword and a parrot that sat on his right shoulder. He wanted to know where the treasure map was, he said he has been looking for it for many years. Charlie and Max told him they did not know where it was and so he made them walk the plank. Charlie went first. His legs were shaking but, he knew he had to be brave. As he was almost at the edge a cannon went off and another pirate jumped onto the plank and took Charlie in his arms. He told him not to worry. He took told Charlie and Max to go wait by the cove and a sword fight broke out between the pirates. Sammy (the kind pirate) won the battle and scared the evil, mean pirates away. Charlie and Max watched Pete and his ship sail into the distance. The boys thanked him for helping them. He looked at them and told them that not all pirates are like the ones you read about in the stories and that they found the map so, the treasure belonged to them.

They lifted the sand off the treasure chest, and opened the lid. They could not believe their eyes. It was full of golden, shiny coins and green jewels. What an adventure they thought.



# Snow White and the Seven Dwarfs

Once upon a time, there lived a princess named Snow White. She was very charming.

Snow White's stepmother, the Queen, was very mean. She had a magic mirror and she asked it, "Mirror, mirror, on the wall, who is the fairest one of all?" Every day, the mirror had the same reply. It said, "You are the fairest of them all."

One day, the magic mirror told the Queen that Snow White was the fairest in the land. This made the Queen very cross! She told her royal huntsman to remove Snow White.

The huntsman took Snow White into the forest but he did not want to hurt her. Instead, he let her run away. The huntsman lied and told the Queen that he had removed Snow White.

Deep in the forest, Snow White found a cottage where seven dwarfs lived. They told her that their names were Dozy, Grouchy, Merry, Prof, Silly, Sniffy and Blushfall. Snow White decided to stay with the dwarfs.

The Queen soon found out that Snow White was still alive. She drank a potion that turned her into an old lady and she poisoned an apple. When Snow White took a bite of the apple, she fell fast asleep. The dwarfs were very upset. They lay Snow White on a bed in the forest.

One day, a prince rode into the forest. He saw Snow White and kissed her to wake her up.

The prince and Snow White travelled to the prince's kingdom and they lived happily ever after.



# Questions

1. What did the Queen ask her magic mirror every day? Tick one.

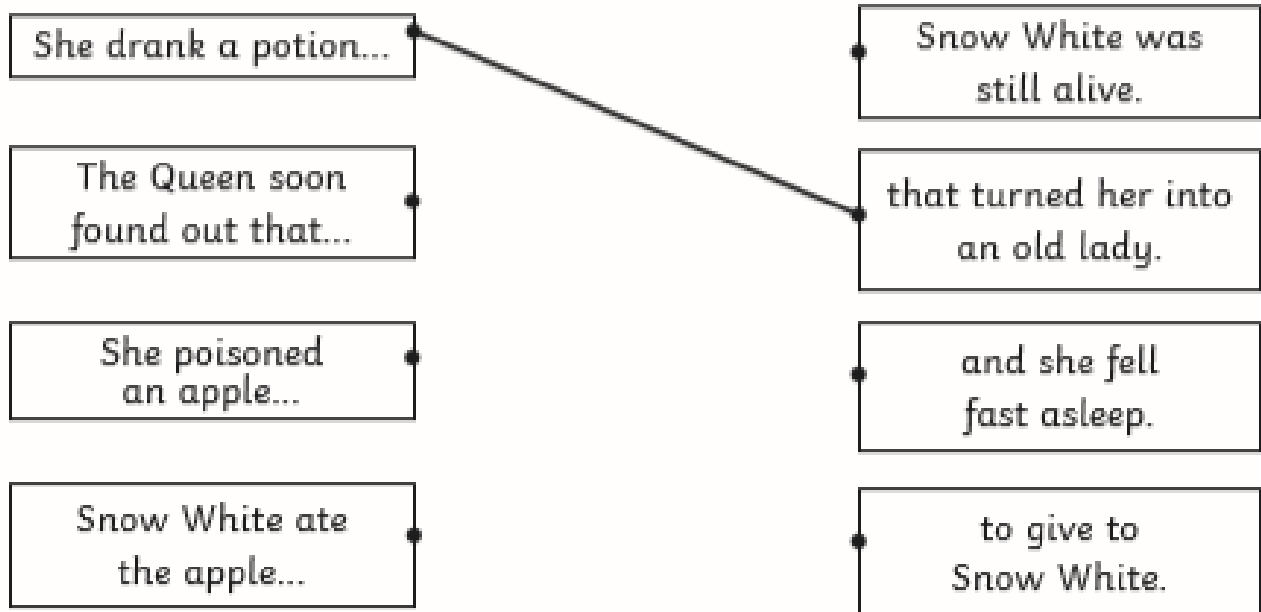
- Who is the richest one of all?
- Who is the fairest one of all?
- Where is Snow White?

2. **Deep in the forest, Snow White found a cottage.**

Which word means the same as **found**? Tick one.

- discovered
- questioned
- built

3. Draw **three** lines and complete each sentence. The first one has been done for you.



4. Who rode into the forest and kissed Snow White?

---

5. Find and copy one word from the text that describes the Queen.

---



# Answers

1. What did the Queen ask her magic mirror every day? Tick one.

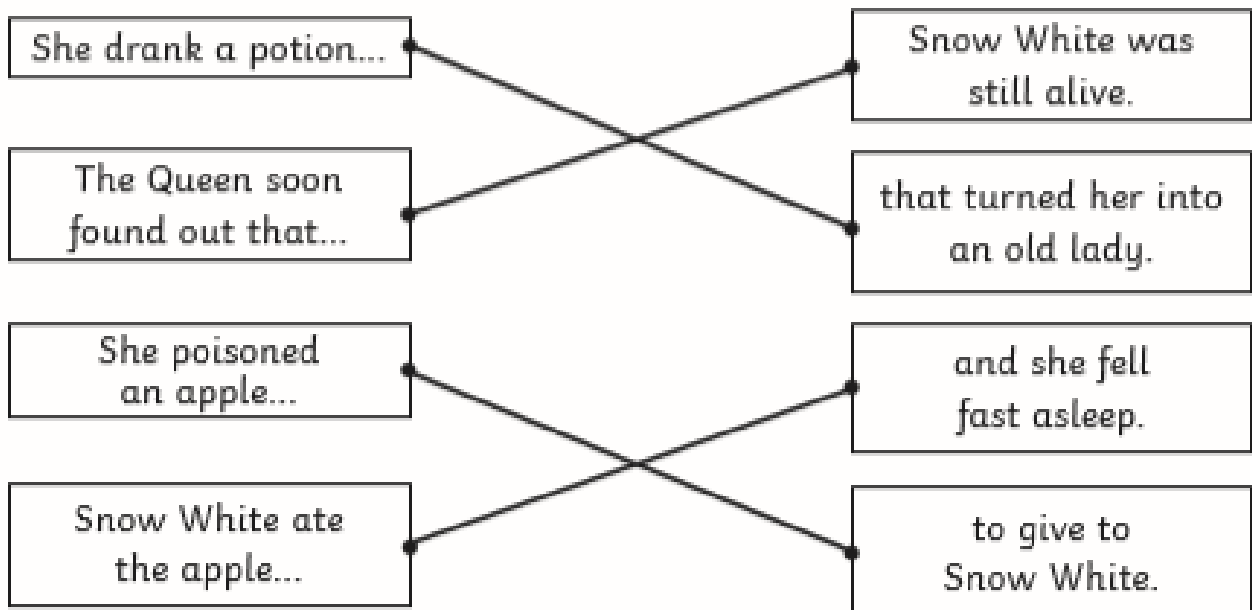
- Who is the richest one of all?
- Who is the fairest one of all?**
- Where is Snow White?

2. **Deep in the forest, Snow White found a cottage.**

Which word means the same as **found**? Tick one.

- discovered**
- questioned
- built

3. Draw **three** lines and complete each sentence. The first one has been done for you.



4. Who rode into the forest and kissed Snow White?

**A prince rode into the forest and kissed Snow White.**

5. Find and copy one word from the text that describes the Queen.

**Accept one of the following: mean; cross.**

---

# Practice Sheet


Term 2 Set 2 Week 6 (b)

Name ..... Date .....

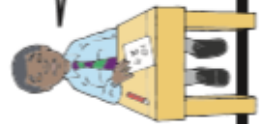
Spelling patterns **a** before **ll**, **a** before **l**, **o**, extension, common exception words



Blossom can talk for England.




Spellings	Write	Write	Cover and write	Cover and write
ball				
wall				
talk				
always				
come				
done				
covered				
pass				



Divide ten by two?  
Easier said than done, Miss.



Total / 8



**Activity Sheet**

Name .....

Term 2 Set 2 Week 6

The letters are muddled up. Put them in the right order to spell words.



ed words

depprod ..... nedring .....



ing words

gegginb ..... ginghug .....



all words

lastl ..... slalm .....



alk words

halck ..... kalts .....



o words

thomn ..... thonnig .....



common  
exception words

sargs ..... rafeth .....



Recognise and use the inverse relationship between addition and subtraction

**UNIT 1**  
ADDITION & SUBTRACTION  
INVERSE CALCULATION

**SECTION A**

**1**  - 7 = 2

**2** 2 +  = 6

**3**  - 7 = 22

**4** 10 +  = 49

**SECTION B**

**1** 26 = 32 -

**2** 58 =  - 5

**3**  - 26 = 17


**4** 36 +  = 74


**SECTION C**

**1** 575 +  = 583

**2** 52 =  - 34

**3**  - 29 = 72


**4** 75 =  + 17


# Number Bonds to 100

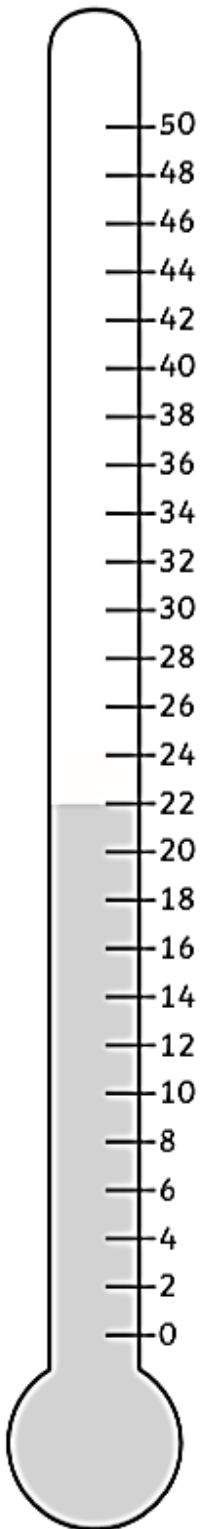
## Worksheet Number 5

Name: \_\_\_\_\_


$\underline{\quad} + 35 = 100$ (1)	$\underline{\quad} + 63 = 100$ (11)	$\underline{\quad} + 93 = 100$ (21)
$3 + \underline{\quad} = 100$ (2)	$33 + \underline{\quad} = 100$ (12)	$45 + \underline{\quad} = 100$ (22)
$60 + \underline{\quad} = 100$ (3)	$\underline{\quad} + 42 = 100$ (13)	$42 + \underline{\quad} = 100$ (23)
$57 + \underline{\quad} = 100$ (4)	$\underline{\quad} + 60 = 100$ (14)	$\underline{\quad} + 64 = 100$ (24)
$\underline{\quad} + 82 = 100$ (5)	$\underline{\quad} + 46 = 100$ (15)	$68 + \underline{\quad} = 100$ (25)
$22 + \underline{\quad} = 100$ (6)	$\underline{\quad} + 73 = 100$ (16)	$\underline{\quad} + 71 = 100$ (26)
$\underline{\quad} + 76 = 100$ (7)	$94 + \underline{\quad} = 100$ (17)	$17 + \underline{\quad} = 100$ (27)
$\underline{\quad} + 33 = 100$ (8)	$\underline{\quad} + 72 = 100$ (18)	$46 + \underline{\quad} = 100$ (28)
$14 + \underline{\quad} = 100$ (9)	$\underline{\quad} + 25 = 100$ (19)	$\underline{\quad} + 73 = 100$ (29)
$\underline{\quad} + 28 = 100$ (10)	$\underline{\quad} + 61 = 100$ (20)	$53 + \underline{\quad} = 100$ (30)

# Reading Thermometers

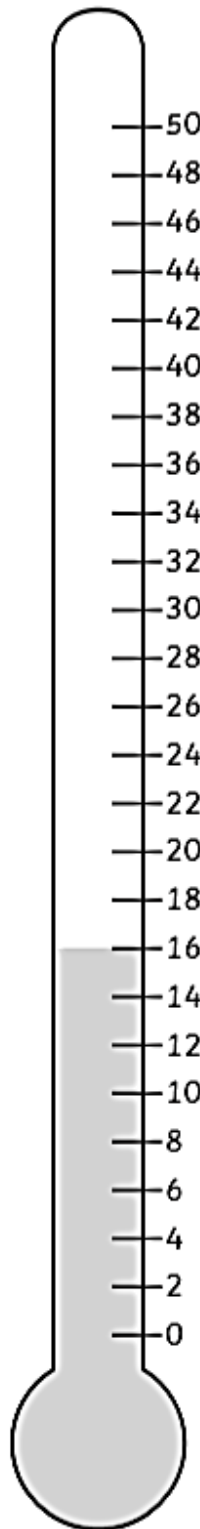
Write the correct temperatures underneath each thermometer.




\_\_\_\_\_ °C



\_\_\_\_\_ °C



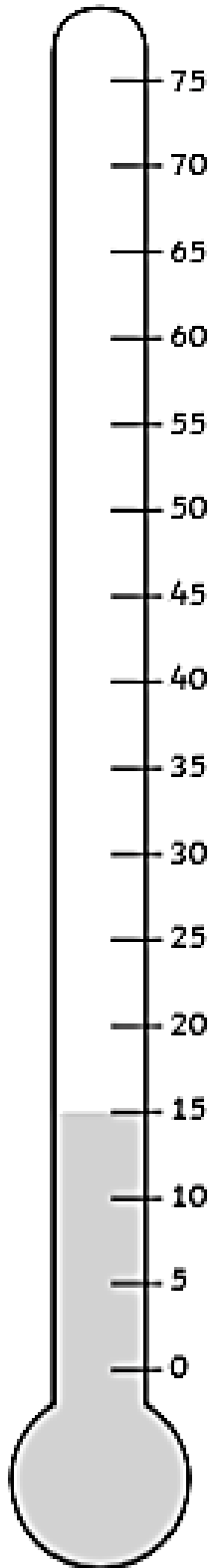
\_\_\_\_\_ °C



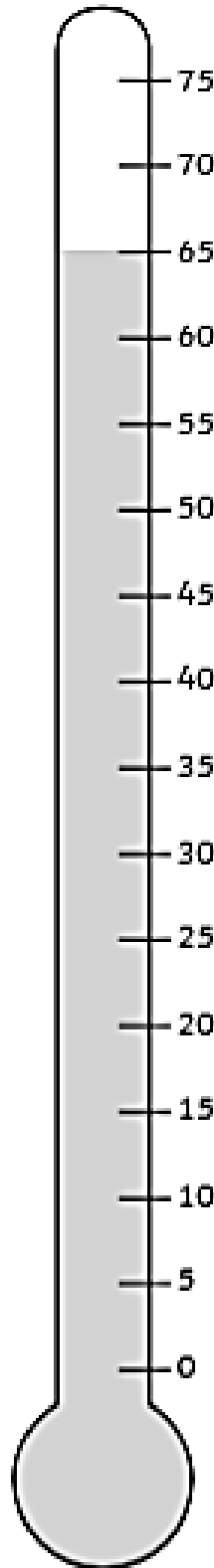
\_\_\_\_\_ °C

# Reading Thermometers

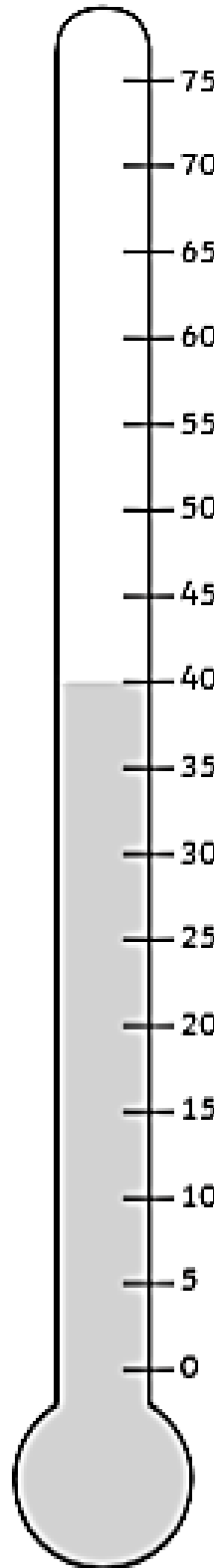
Write the correct temperatures underneath each thermometer.



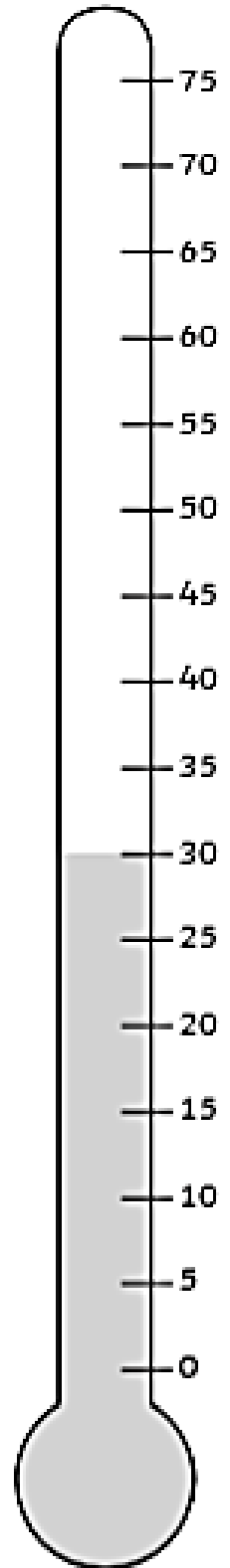
\_\_\_\_\_ °C



\_\_\_\_\_ °C



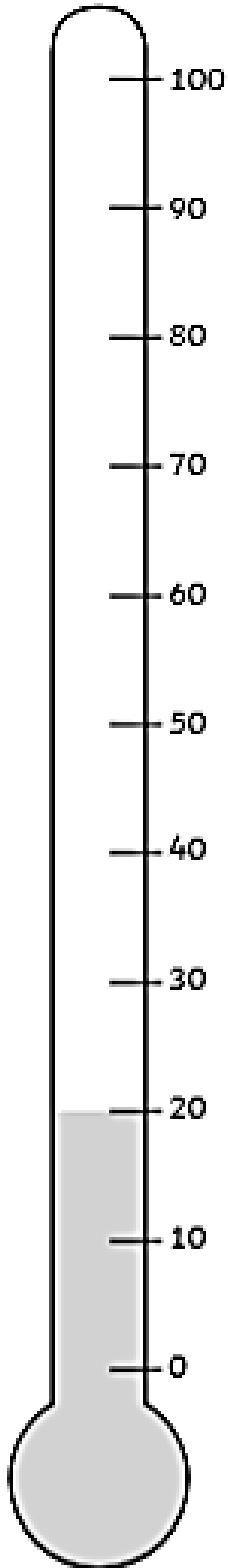
\_\_\_\_\_ °C



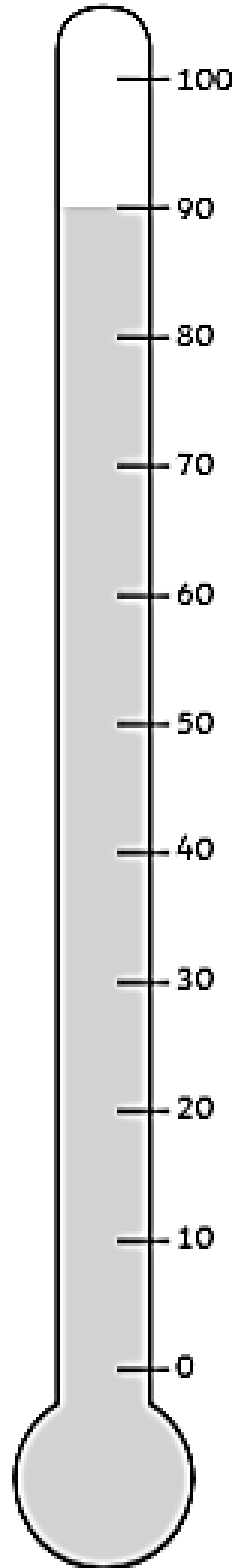
\_\_\_\_\_ °C

# Reading Thermometers

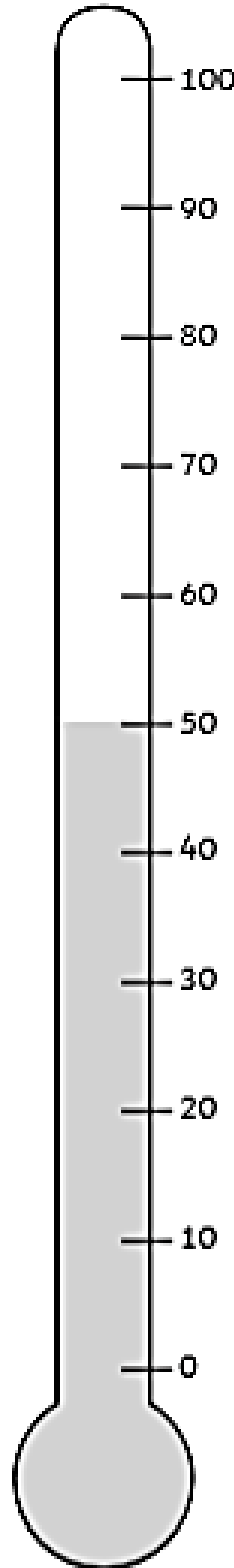
Write the correct temperatures underneath each thermometer.



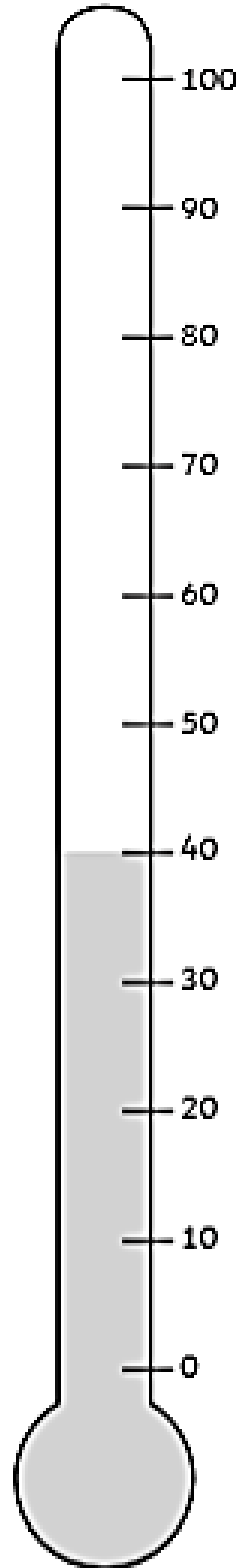
\_\_\_\_\_ °C



\_\_\_\_\_ °C

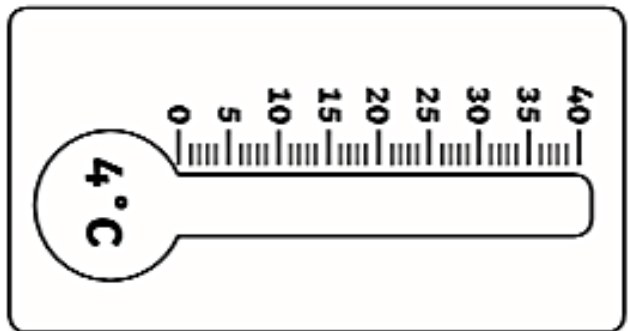
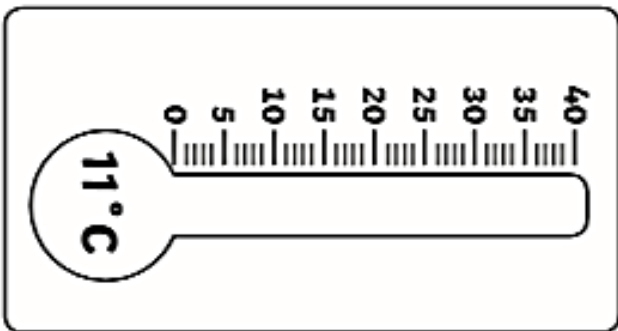
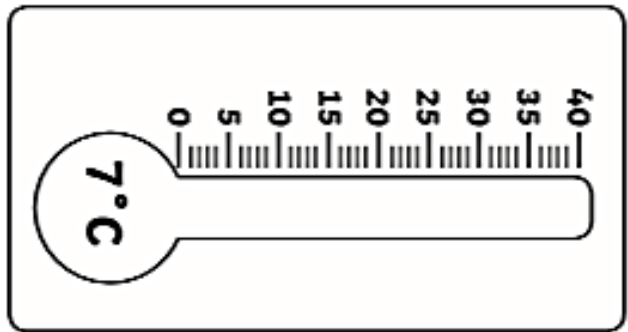
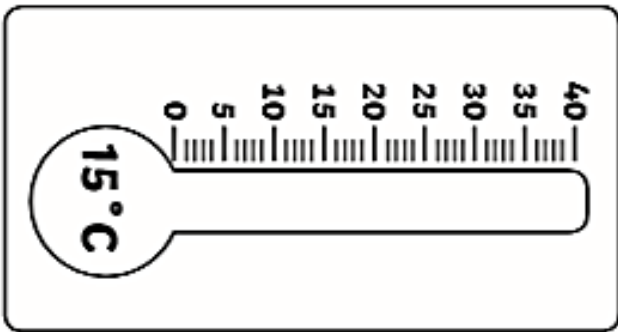
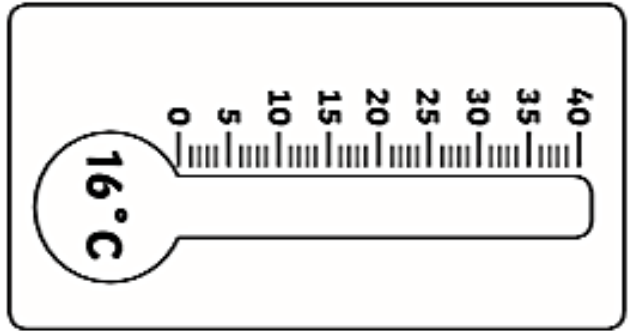
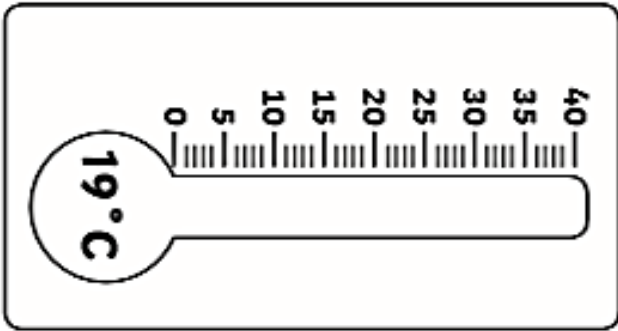
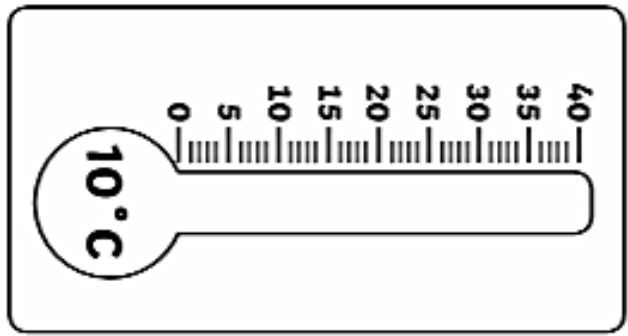
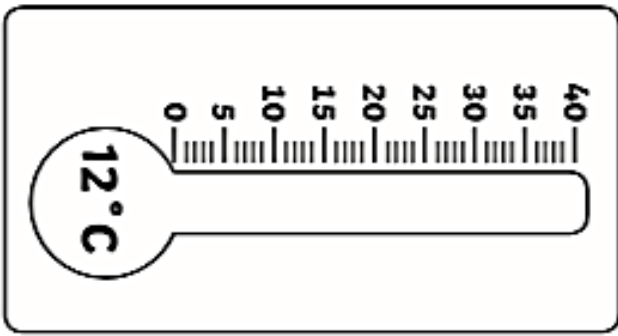


\_\_\_\_\_ °C



\_\_\_\_\_ °C





### Find and Measure

Have a look at the list of objects. Estimate the length of the objects in centimetres. Then find the object your home and measure them using a ruler, metre stick or tape measure. Add some of your own objects to measure at the bottom of the table.



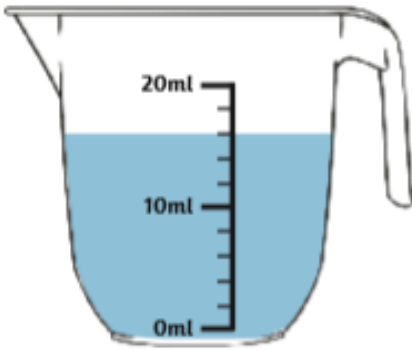
Object	Estimate	Measurement
Pencil		
Bottle		
Book		
Pen		
Spoon		

#### Questions

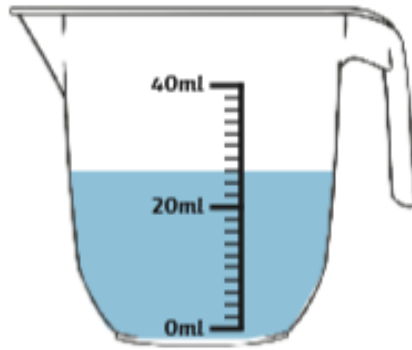
Answer the following questions about your measurements.

1. What is the shortest object you measured?  
\_\_\_\_\_
2. What is the longest object you measured?  
\_\_\_\_\_
3. What is the difference in length between the longest and shortest objects you measured?  
\_\_\_\_\_
4. Which object had your most accurate estimation?  
\_\_\_\_\_

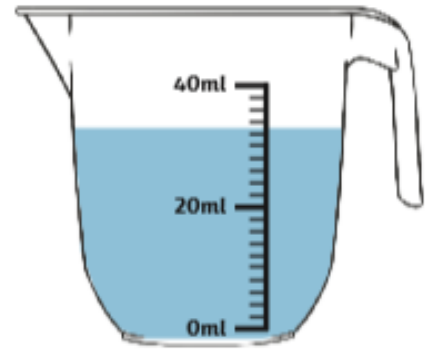
Maths Activity Sheet 5



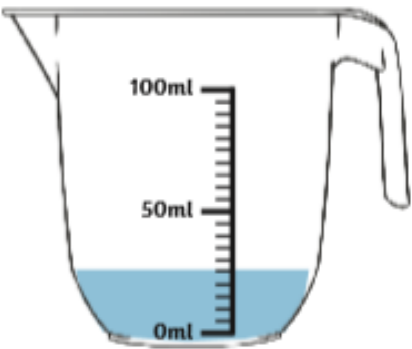
1. \_\_\_\_\_ ml



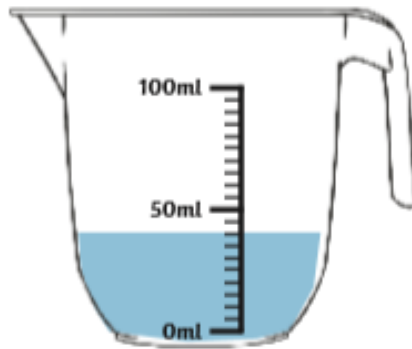
2. \_\_\_\_\_ ml



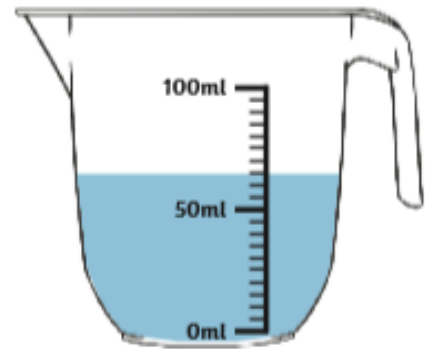
3. \_\_\_\_\_ ml



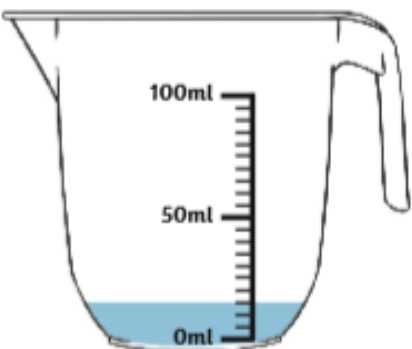
4. \_\_\_\_\_ ml



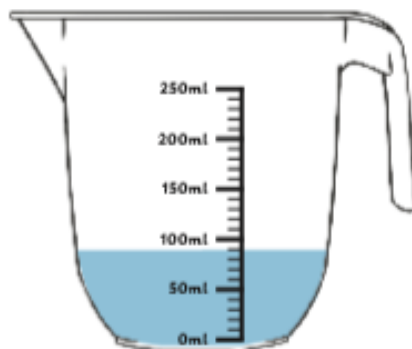
5. \_\_\_\_\_ ml



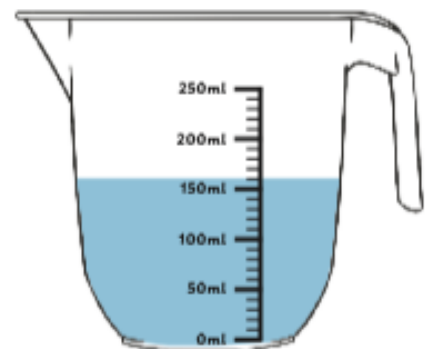
6. \_\_\_\_\_ ml



7. \_\_\_\_\_ ml



8. \_\_\_\_\_ ml



9. \_\_\_\_\_ ml

Colour each jug to show the correct volume.



**Example:** 3ml



9ml



6ml



2ml



16ml



8ml



45ml



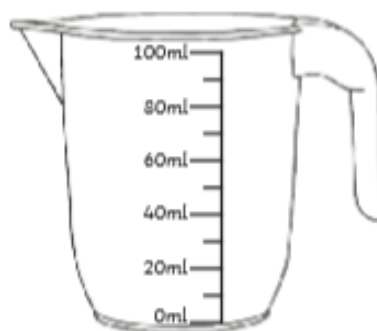
30ml



35ml



90ml



50ml



30ml

**Challenge:** Circle the **two** jugs with the **same volume** of liquid, then put a tick next to the jug with the larger overall capacity. Explain how you know.

**P  
E  
N  
T  
E  
C  
O  
S  
T**

---

---

---

---

---

---

---

---

---

Name of Seaside:




Map of seaside resort:

Where is it?

What is there to see and do?

Features of this place (special things):



What is the weather like?



What other places are nearby?

Pictures or photographs of the resort:



# Geography Challenge – Map Skills



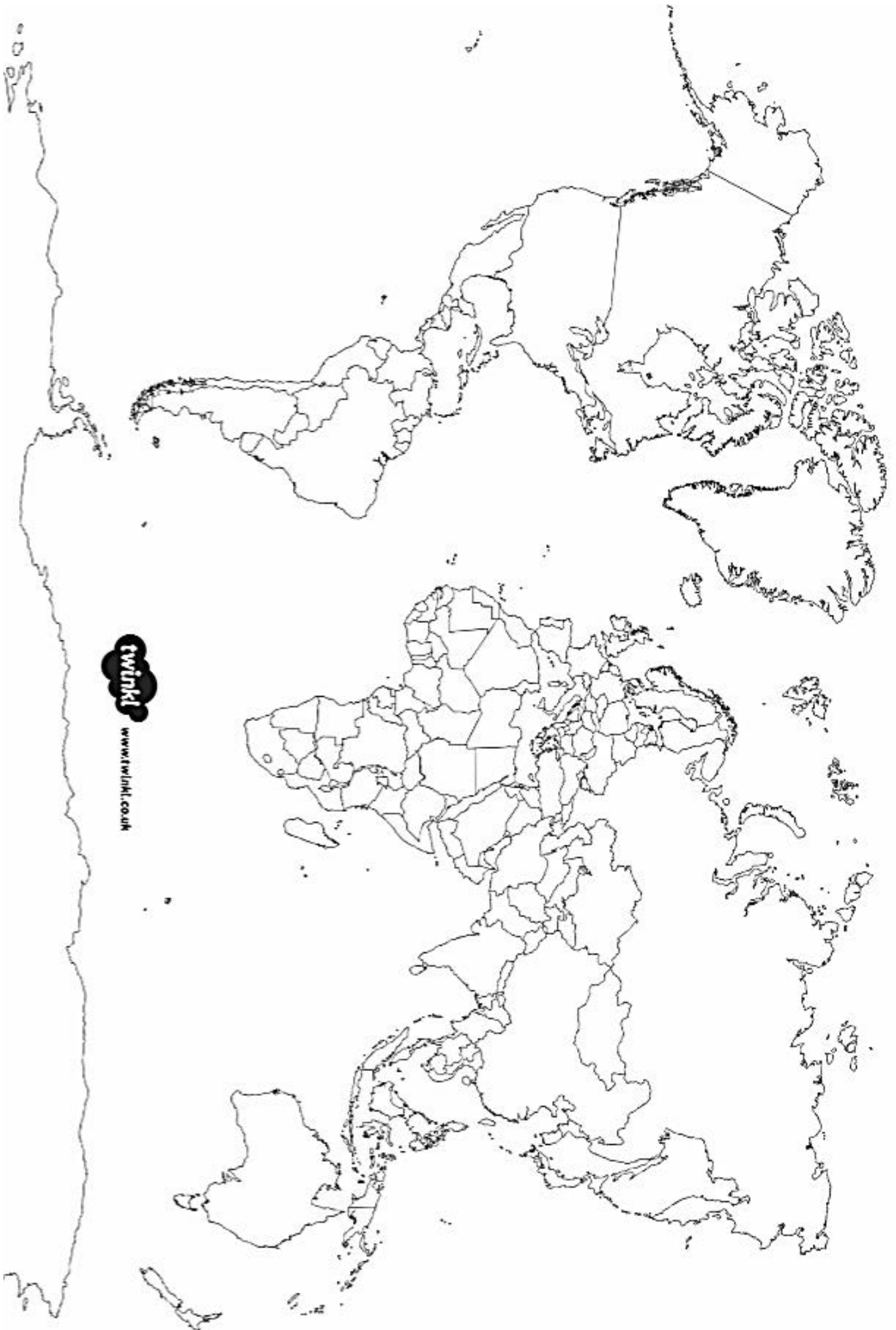
# World Map

1. Czechia
2. Austria
3. Slovakia
4. Hungary
5. Slovenia
6. Croatia
7. Bosnia and Herzegovina
8. Serbia
9. Montenegro
10. Albania
11. Macedonia
12. Moldova
13. Kosovo

twinkl  
visit twinkl.com

Antarctica





[www.twinkl.co.uk](http://www.twinkl.co.uk)

# Rain Cloud in a Jar

## You will need:



Shaving cream



A clear large jar



Water



Blue food colouring



Pipettes or eyedropper



Small bowl

## Method:

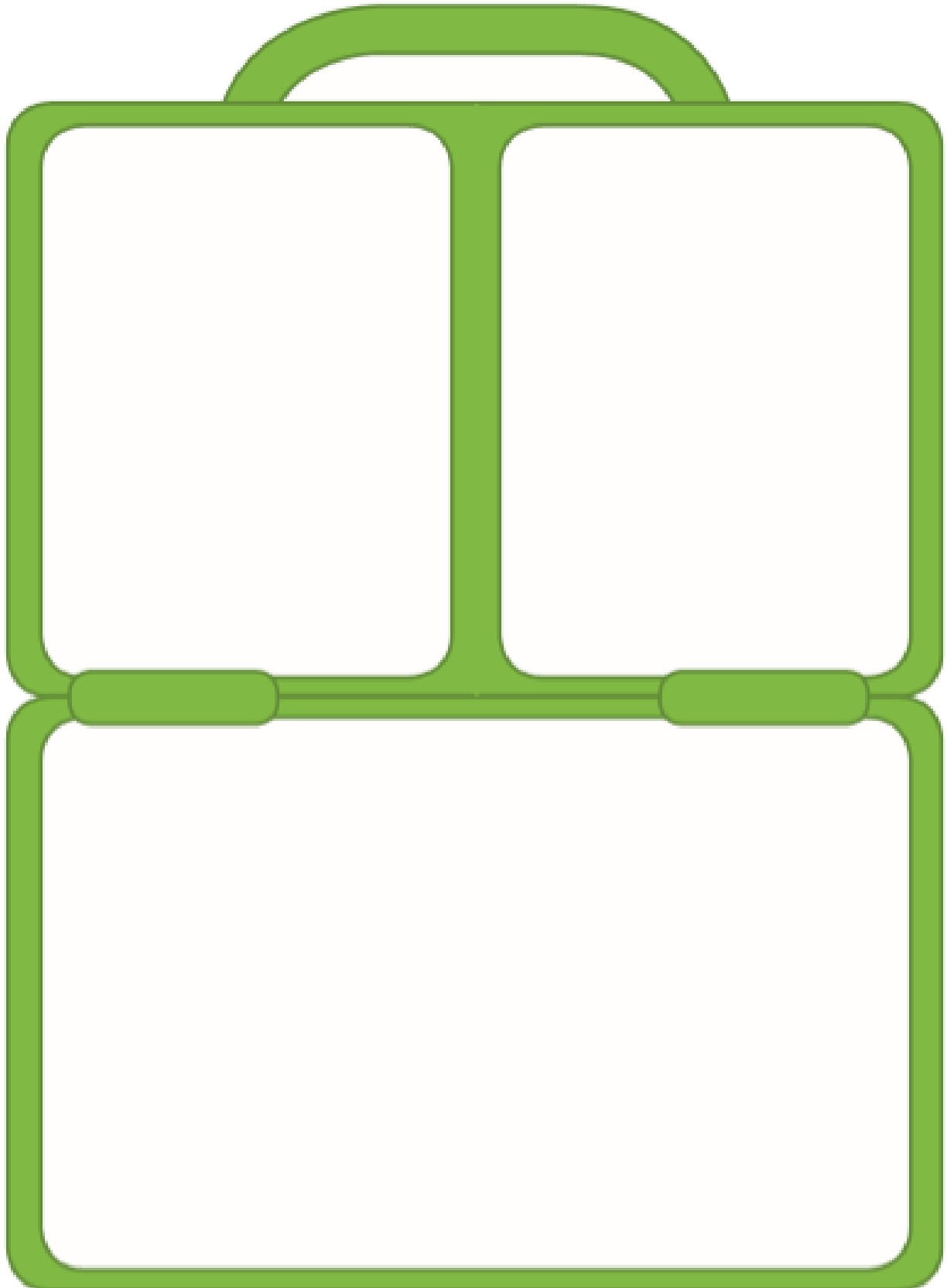
1. Fill the large jar with water, leaving 2 inches at the top.
2. Add the shaving cream to the top of the water until it reaches the top of the jar.
3. Next, add 1 cup of water to the small bowl and 3 drops of blue food colouring.
4. Mix the water and food colouring together.
5. Use the pipette to add drops of the water mixture to the top of the shaving cream cloud.
6. Continue adding the water mixture until you begin to notice the raindrops begin to break through the bottom of the cloud.




## A Healthy Lunchbox

Can you choose different food to go in this healthy lunchbox?

Draw what healthy food you could take for your school lunch.







# 30 Day Art+DT Challenge

© The Mum Educates

<p>Design and make your own boat that will float on water.</p> <p><b>Day 1</b></p>	<p>Draw a butterfly with exotic colours.</p> <p><b>Day 2</b></p>	<p>Make your own puppet using a sock.</p> <p><b>Day 3</b></p>	<p>Design the best parachute to protect a boiled egg.</p> <p><b>Day 4</b></p>	<p>Make your own kite.</p> <p><b>Day 5</b></p>
<p>Make a planet using paper Mache.</p> <p><b>Day 6</b></p>	<p>Design a face mask for yourself.</p> <p><b>Day 7</b></p>	<p>Make your own rocket using empty paper rolls.</p> <p><b>Day 8</b></p>	<p>Use marshmallows and toothpicks to build your own 3D shapes.</p> <p><b>Day 9</b></p>	<p>Draw your family picture on a poster.</p> <p><b>Day 10</b></p>
<p>Write your name with play dough.</p> <p><b>Day 11</b></p>	<p>Build something you would find in the polar regions using things you can find in your home.</p> <p><b>Day 12</b></p>	<p>Draw your own superhero with special powers.</p> <p><b>Day 13</b></p>	<p>Use building blocks or Legos to build a sculpture.</p> <p><b>Day 14</b></p>	<p>Make a squishy with a balloon and toothpaste.</p> <p><b>Day 15</b></p>
<p>Make a den in your home using fabric, cushions and other furniture.</p> <p><b>Day 16</b></p>	<p>Make your own monster bookmark.</p> <p><b>Day 17</b></p>	<p>Design your own Easter egg. You can do this on paper or you can paint a real egg.</p> <p><b>Day 18</b></p>	<p>Collect some nature things from outside and draw these in your book.</p> <p><b>Day 19</b></p>	<p>Make a spider with pipe cleaners.</p> <p><b>Day 20</b></p>
<p>Write a hilarious poem using bubble writing.</p> <p><b>Day 21</b></p>	<p>Draw a picture of yourself and then label all the body parts of the body.</p> <p><b>Day 22</b></p>	<p>Make your own glittery slime.</p> <p><b>Day 23</b></p>	<p>Draw an illustration for your own story.</p> <p><b>Day 24</b></p>	<p>Collect photos of your family and make a family tree.</p> <p><b>Day 25</b></p>
<p>Paint rocks and turn them into animals</p> <p><b>Day 26</b></p>	<p>Make your own board game.</p> <p><b>Day 27</b></p>	<p>Create a poster showing healthy and unhealthy food.</p> <p><b>Day 28</b></p>	<p>Make your own paper plate nest.</p> <p><b>Day 29</b></p>	<p>Make a castle using an empty cereal box.</p> <p><b>Day 30</b></p>