



HEADTEACHER: Mr A.G. Neenan

Cross Lane, Great Barr, Birmingham, B43 6LN
Tel: 0121 357 3216 Fax: 0121 358 5523

email: headteacher@holyname.sandwell.sch.uk

website: www.holynameprimary.co.uk

WEEKLY HOMEWORK LETTER

| | | | | | |
|------------|---|-----|---|-------|-----------|
| YEAR GROUP | 4 | NO. | 4 | DATE: | 27.4.2020 |
|------------|---|-----|---|-------|-----------|

| FOCUS | TASK(S) | GUIDANCE |
|--|---|--|
| ENGLISH | <p>Reading This week the children are expected to complete daily reading, using Reading Plus. They should complete one reading lesson and one vocabulary lesson each day. https://login.readingplus.com/</p> | The information is inside the orange homework books. Children choose the articles that interest them and follow the on screen instructions. |
| | <p>Task 1 – Fronted adverbials to explain where Children should complete ‘Where is it?’ activity on page 2 of the PDF.</p> | Find this week’s activities by clicking on the hyperlink labelled - Y4 Week 3 English activities |
| | <p>Task 2 – Fronted adverbials to explain when Children should complete the ‘When did it happen?’ activity on page 3.</p> | Fronted adverbials are phrases or words at the start of a sentence which are used to describe the actions that follow. |
| | <p>Task 3 – Fronted adverbials to explain how Children should complete the ‘how did it happen?’ activity on page 4.</p> | Read the information here. https://www.bbc.co.uk/bitesize/topics/zwp8mn/articles/zp937p3 |
| | <p>Task 4 – Missing commas Children should complete the ‘Missing commas’ activity on page 5.</p> | You can also watch this video. https://www.youtube.com/watch?v=Lk-Llc3dWA |
| | <p>Task 5 – Adding adverbials Children should complete the ‘Adding adverbials’ activity on page 6 and 7. They must choose where to add fronted adverbials.</p> | Finally there is guidance and answers for parents or carers to use in the PDF booklet on pages 8 – 10. |
| | <p>Spelling This week practice using the prefixes sub-, inter-, anti-, auto- and the suffix –ation.</p> <ul style="list-style-type: none"> • The prefix sub- means under. • The prefix inter- means between or among • The prefix anti- means against • The prefix auto- means self or own | There is more information about prefixes here - https://www.bbc.co.uk/bitesize/topics/z8mxrwx/articles/z9hjwxs There is more information about suffixes here - https://www.bbc.co.uk/bitesize/topics/z8mxrwx/articles/zwgbcwx |
| MATHS | <p>There will be 5 tasks set on MyMaths. Each day log in, follow the lesson and then complete the activity. https://www.mymaths.co.uk/</p> | All login information is in the orange homework book for both MyMaths and TT Rock stars. |
| | <p>Task 1 - Time conversions 1 - https://app.mymaths.co.uk/1750-lesson/time-conversions-1</p> | Work through each lesson before completing the activity. The lesson teaches the skills needed to complete the activity. |
| | <p>Task 2 - Time conversions 2 - https://app.mymaths.co.uk/1751-lesson/time-conversions-2</p> | |
| | <p>Task 3 - Time 2 - https://app.mymaths.co.uk/1761-lesson/time-2</p> | |
| | <p>Task 4 - Time and timetables - https://app.mymaths.co.uk/289-lesson/time-and-timetables</p> | |
| | <p>Task 5 - Time calculations - https://app.mymaths.co.uk/290-lesson/time-calculations</p> | |
| <p>There will also be 5 sessions set on Timetables Rock stars. https://play.ttrockstars.com/auth/school/student</p> | | |

| | | |
|-----------------|---|--|
| R.E. | Discuss the following questions with your family. 1. What do we know about Easter so far? 2. When we celebrate Easter what signs and symbols do we see? 3. What about colours? 4. What do these colours mean? The children should make a poster to show all they know about Easter including the signs, symbols and colours. | If you are unsure see the blank poster below for some ideas. There is also a video that explores the similarities and differences between Christian beliefs here - https://www.youtube.com/watch?v=MK2o-mhBfuc |
| RESEARCH | Science – Electricity The children should make a list of appliances that run on electricity, use the images in the video to help you. Then think about how important electricity is and how often we use it in our daily lives, especially at the moment. Children should complete the task below, to record how electricity is used over the course of one day and decide if this use is essential or not. | Watch the video here - https://www.bbc.co.uk/bitesize/clips/zwqd7ty |

Hello year four,
 I have seen some really good work on MyMaths and Reading Plus, keep it up! I have some certificates ready for those children who have completed their stage and lots more of you are very close too! I hope you have all tried the Joe Wicks PE sessions to try and stay fit and healthy. I have also been enjoying following some yoga videos, you can have a go following the videos here - <https://www.youtube.com/user/CosmicKidsYoga>
 I look forward to seeing you all back in class soon ☺
 Mrs Read


Spelling practice sheet

Practice Sheet


Term 1 Set 3 Week 10

Name Date

Spelling patterns the prefixes **sub-, inter-, anti-, auto-**, the suffix **-ation, extension**, word list





The new girl wouldn't join in the conversation, but I soon got her interacting with other children.



| Spellings | Write | Write | Cover and write | Cover and write |
|---------------|-------|-------|-----------------|-----------------|
| submarine | | | | |
| interact | | | | |
| antiseptic | | | | |
| autobiography | | | | |
| adoration | | | | |
| conversation | | | | |
| interrelated | | | | |
| anticlimax | | | | |
| guide | | | | |
| height | | | | |
| | | | | Total /10 |


.....





Paschal Lamb

alleluia



New Life



Easter

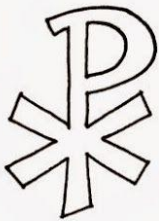


Pentecost

The Resurrection



Paschal Candle



Essential and Non-Essential Uses of Electricity

- Record all the different ways that you have used electricity today e.g. switched on lights, played on a tablet etc.
- Now decide if this is an 'essential' use e.g. cooking food or a 'non-essential' use e.g. watching television.

| How I used electricity today | Essential or non-essential? |
|------------------------------|-----------------------------|
| | |
| | |
| | |
| | |
| | |
| | |
| | |
| | |
| | |
| | |
| | |
| | |
| | |
| | |
| | |
| | |
| | |
| | |
| | |
| | |

How many times did you use electricity that was essential? _____

How many times did you use electricity that was non-essential? _____