



HEADTEACHER: Mr A.G. Neenan

Cross Lane, Great Barr, Birmingham, B43 6LN
Tel: 0121 357 3216 Fax: 0121 358 5523

email: headteacher@holyname.sandwell.sch.uk

website: www.holynameprimary.co.uk

"With Jesus as our guide; we love, live and learn together."

WEEKLY HOMEWORK LETTER

YEAR GROUP	2	NO.	4	DATE:	27.04.20
------------	---	-----	---	-------	----------

FOCUS	TASK(S)	GUIDANCE
ENGLISH	There are 5 tasks provided so that the children have one English based activity each day (Mon-Fri). I have provided guidance is on the side to help you.	
	<p><u>Task 1- Spellings – Adding –ed and –ing</u> Look at the following words on English Activity Sheet 1. Practice the spellings of these words into the chart. 2. You then need to put these spellings into sentences using them correctly. Use a dictionary to look at the meaning of the words if you are unsure.</p>	<p>If you do not have a dictionary at home, use the following online dictionary: https://www.wordsmyth.net/</p>
	<p><u>Task 2 – Past tense</u> Complete English Activity Sheet 2. You need to re-write the sentences in your book and change verb into the past tense.</p>	<p>Use the verbs in bold and change them into the past tense.</p>
	<p><u>Task 3- Question marks</u> Complete English Activity Sheet 3. You need to look at the answers to the questions and create a question for this answer. Make sure that you question marks at the end of your questions (?)</p>	<p>Make sure you include: -capital letters and full stops - question marks - correct letter formation - joins.</p>
	<p><u>Task 4- Diary Entry</u> Your task is to write a diary entry to a friend explain what they have done this week. Make sure that you include the following: Correct punctuation, starts with 'Dear Diary' and includes some questions.</p>	
	<p><u>Task 5- Comprehension Task</u> Complete the following comprehension task which is under English Activity Sheet 5. The text, question sheet and answers have been provided.</p>	<p>Please make sure that questions are answered in full sentences. Once completed, check the answers over together looking at any questions you may have completed incorrectly in more detail.</p>
MATHS	This week you will have one mental arithmetic activity and four tasks focusing <i>Addition and Subtraction</i> . There will be one task to complete each day. (Mon-Fri)	
	<p><u>Task 1 – Arithmetic (Recalling addition and subtraction facts within 20)</u> Complete the questions under Maths Activity Sheet 1, You can complete the questions within your homework book. When completing Section, A and B you need to show all the possible ways to show the number calculation. E.G $15 + 3 = 18$ $3 + 15 = 18$ $18 - 15 = 3$ $18 - 3 = 15$</p>	<p>When adding always put the biggest number in your head and count on. Subtracting – you could count on from the number you are taking away until you get to the biggest number.</p>

	<p>Task 2- Addition and Subtraction Problems. Your task is to complete Math Activity Sheet 2. You need to solve the problems using the pictures to help you.</p>	
	<p>Task 3- Written Addition and Subtraction Your task is to work out addition and subtraction number calculations but using a written method.</p> <p>We have previously looked at these within class so try and use this to help you to set out your work. I have shown an example in the guidance section.</p>	<p><u>Written methods:</u></p> <p><u>Addition:</u> $56 + 23 = 79$ $50 + 6$ $+ 20 + 3$ $70 + 9 = 79$</p> <p><u>Subtraction:</u> $78 - 42 = 36$ $70 + 8$ $- 40 + 2$ $30 + 6 = 36$</p>
	<p>Task 4- My Maths-(Adding Together) Work through the online lesson for Adding together on My Maths, If you spot a red button click on this to help you setting our your answers in a written form.</p>	
	<p>Task 5- Reasoning Complete Maths Activity Sheet 5. You need to find all the possible answers for the missing number boxes. Write your ideas into your homework book. Make sure you find at least 5 ways to complete each number sentence.</p>	
<p>R.E.</p>	<p>The Last Supper Read the story attached of The Last Supper. (Ask an adult to read it with you I you are stuck), Highlight the key information/ words in the story. Think about:</p> <ul style="list-style-type: none"> - How would Jesus have felt? - Do you think the disciples were confused? - What did Judas do wrong? <p>Then look at the pieces of art (below) which have been created showing the scene of the Last Supper. You should create your own piece of art. You can use pencils, paint, crayons to finish off your work.</p>	
<p>RESEARCH</p>	<p>Science Q: What does a plant need to grow? Your task is to research the different things that plant need to grow and then make a poster that you could put up in a gardening centre to inform other people. You should include:</p> <ul style="list-style-type: none"> - A title - Headings for each discussion point - Images that are labelled 	

Hi Year Two,

Thank you for continuing to work hard at home during this time. I know it may be hard as it is very different to how we work in school but just remember all I ask is that you try your best. I miss you all ever so much and I cannot wait until we are back in class learning and having lots of fun.

Keep smiling!


Miss Doody 😊

Practice Sheet


Term 2 Set 2 Week 8 (a)

Name Date

Spelling patterns **adding -ed & -ing to words of one syllable, extension, common exception words**



Do more? I've worked hours and hours without stopping!



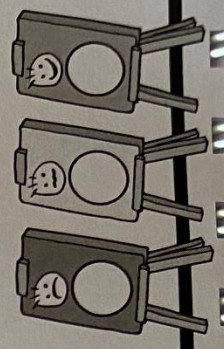
Spellings	Write	Write	Cover and write	Cover and write
stop				
stopped				
stopping				
trip				
tripped				
tripping				
shopping				
plant				



He tripped over my foot and fell flat on his face.



Total /8



I can make changes to create past tense verbs.



Some past tense verbs need the spelling changed before adding 'ed'.

Write the past tense of the verbs in brackets.

- 1 Mum yelled and Axel (**stop**) painting.
- 2 "What are you doing?" (**cry**) Mum.
- 3 Dad (**hurry**) over to Axel.
- 4 He (**grab**) the brush out of Axel's hand.
- 5 Mum (**try**) to get the paint off the wall.
- 6 She (**scrub**) the wall hard.
- 7 The paint had (**dry**) and wouldn't come off.
- 8 Baby Tuft (**clap**) her hands.
- 9 Oh, no! She had (**copy**) Axel's drawings.
- 10 Mum saw the paint on her walls and (**sob**).
- 11 She (**worry**) that her cave was ruined.



Find the past tense verbs in the story and use them to write sentences of your own.

I can use question marks with questions.

Complete these questions with question marks. (The words in the answers written in bold are to help you form the questions.)

1 Question: What

Answer: One of the **biggest dinosaurs** is the diplodocus.

2 Question: Which

Answer: The **smallest dinosaur** is called a microraptor (40 cm long).

3 Question: How

Answer: There are over 500 **different types of dinosaurs**.

4 Question: When

Answer: **The dinosaurs became extinct** 65 million years ago.


5 Question: Why

Answer: Most scientists think **dinosaurs died out** due to climate change.

6 Question: Who

.....

Answer: **The first dinosaur bone** was probably **discovered** by Reverend Robert Plot in 1676.



The Three Billy Goats Gruff

Once upon a time, there were three Billy Goats Gruff who lived in a valley. One day, they saw a field of sweet, green grass, but to get there they had to cross a bridge and underneath there lived a terrible, grumpy troll. The three goats made a plan.

The smallest Billy Goat Gruff came to the bridge. "Who's that trip trapping over my bridge?" growled the troll.

"It's only me, the little Billy Goat Gruff," said the smallest goat.

"Then I'm going to eat you up!" roared the troll.

"Don't eat me, I'm much too little," said the smallest Billy Goat Gruff. "My brother is coming after me and he is much bigger." So the troll waited for him.

Next, the medium-sized Billy Goat Gruff came over the bridge. "Who's that trip trapping over my bridge?" growled the troll.

"It's only me, the medium-sized Billy Goat Gruff," said the goat.

"Then I'm going to eat you up!" roared the troll.

"Don't eat me, I'm much too little," said the medium-sized Billy Goat Gruff. "My brother is coming after me and he is much bigger." So the troll waited for him.

Soon, the biggest Billy Goat Gruff came over the bridge.

"Who's that trip trapping over my bridge?" growled the troll.

"It's me. Big Billy Goat Gruff," said the goat.

"Then I'm going to eat you up!" roared the troll.

"Oh no you won't!" shouted the biggest goat, and he charged at the troll. Smack! He butted him right over the edge of the bridge. The troll fell into the river and was never seen again.

The big Billy Goat Gruff joined his brothers. They found their field of sweet, green grass and ate lots.



The Three Billy Goats Gruff Questions

1. Where did the three Billy Goats Gruff want to go?

2. Write down one thing that the troll says over and over again.

3. Who lived under the bridge?

4. Which Billy Goat Gruff went first?

5. What could the troll hear as the goats crossed the bridge?

6. What did the first two goats say to the troll to make him wait?

7. Do you like that the biggest goat butted the troll over the bridge? Why?

8. Which is your favourite part of the story?

Answers

1. Where did the three Billy Goats Gruff want to go?
They wanted to cross a bridge to get to a field of sweet, green grass.
2. Who lived under the bridge?
A terrible, grumpy troll lived under the bridge.
3. Write down one thing that the troll says over and over again.
"Who's that trip trapping over my bridge?" growled the troll.
4. Which Billy Goat Gruff went first?
The smallest Billy Goat Gruff went over the bridge first.
5. What could the troll hear as the goats crossed the bridge?
He could hear the goats hooves going trip trap over the bridge.
6. What did the first two goats say to the troll to make him wait?
They said, "My brother is coming after me and he is much bigger."
7. Do you like that the biggest goat butted the troll over the bridge? Why?
(Answers will vary, accept any reasonable response.) E.g. I didn't like it because the troll might have hurt himself.
8. Which is your favourite part of the story?
(Answers will vary, accept any reasonable response.) E.g. I liked it when the big Billy Goat Gruff butted the troll right over the edge of the bridge.

SECTION A

1 $1 + 14 = \square$

2 $13 - 7 = \square$

3 $19 - 5 = \square$

4 $17 - 0 = \square$

SECTION B

1 $\square = 18 - 4$

2 $19 - \square = 7$

3 $12 + \square = 20$

4 $\square + 8 = 14$

SECTION C

1 $15 = 9 + \square$

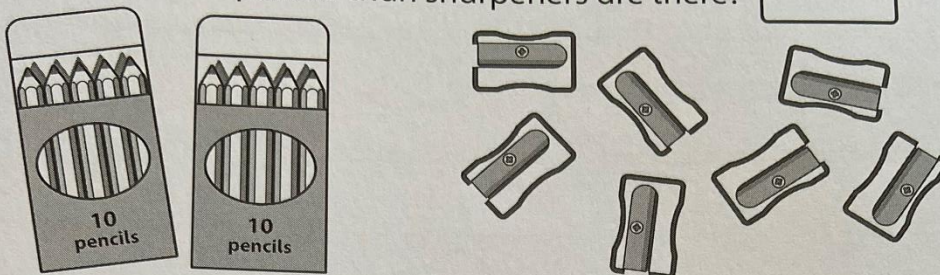
2 $8 + 3 + 5 = \square$

3 $9 + 9 + \square = 20$

4 $20 - 11 - \square = 3$

Solve addition and subtraction problems using pictorial representation.
Decide the correct operation

1 How many more pencils than sharpeners are there?



2 How many cakes are there altogether?



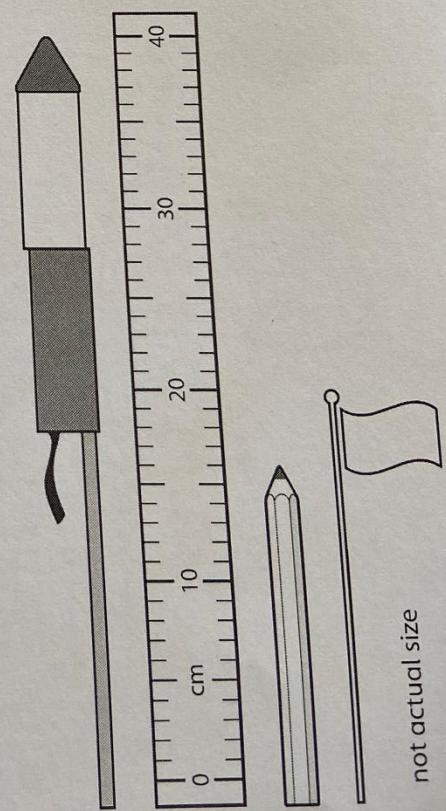
3

a How much longer is the firework than the flag? cm

b What is the difference between the length of the firework and the length of the pencil? cm


c What is the total length of the flag and the pencil? cm

d What is the length of the firework, flag and pencil altogether? cm



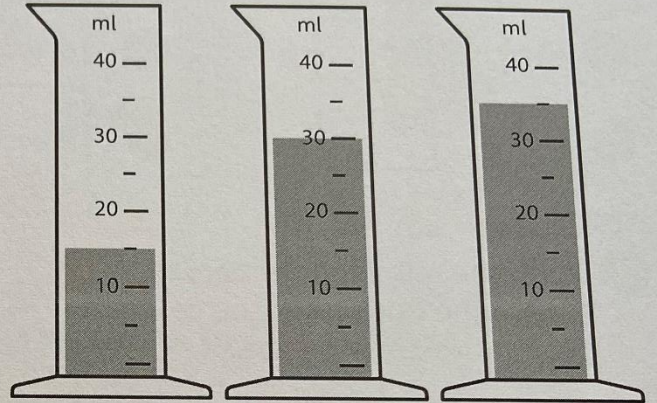
Name Class Date

4 How many shapes are there in total?



5
a What is the total quantity of water? ml

b How much more water does the container with the most water have than the container with the least water? ml



a How much money is in the circle? p

b How much money is in the square? p

c Which has more?

d How much more? p

Maths Task 3

$26 + 17 =$

$34 + 28 =$

$55 + 27 =$

$43 + 38 =$

$28 + 64 =$

$36 + 57 =$

$58 - 32 =$

$47 - 13 =$

$65 - 42 =$

$57 - 24 =$

$78 - 55 =$

$96 - 73 =$

Challenge



Write a number in each box to make a true statement.

$$\boxed{4} \boxed{} + \boxed{2} \boxed{} = \boxed{7} \boxed{1}$$

How many different ways can you complete the number sentence?

Can you find them all?

What patterns do you notice?

Think about ...

Hint: There are between five and ten different ways to make 71.



Look for patterns - this will help you to see if you have found all of the possible number sentences.

What if?

What about these number sentences? Can you find all of the different number sentences possible?

What patterns do you notice?

$$\boxed{8} \boxed{} - \boxed{3} \boxed{} = \boxed{5} \boxed{7}$$

$$\boxed{} \boxed{4} + \boxed{} \boxed{5} = \boxed{9} \boxed{9}$$

$$\boxed{} \boxed{3} - \boxed{} \boxed{7} = \boxed{2} \boxed{6}$$

When you've finished, turn to page 80.



The Last Supper Story

During the Feast of Unleavened Bread, or Passover, Jesus sent two of his disciples ahead with some instructions of how to prepare the Passover meal.

The meal was prepared and Jesus and his 12 disciples all sat around the table for The Last Supper. It was a dangerous time for Jesus as there were many people who wanted Him killed because they were angry about his popularity. Because of this, Jesus' disciples were worried and very quiet whilst eating.

During the meal, Jesus finally spoke and said "I tell you the truth, one of you here will betray me." The disciples were all shocked and wondered who it could be.

Jesus carried on and said, "The one who dips his bread into the bowl with me will betray me. I will die, just as it is written, but the man who betrays me will feel sorry forever."

Then, with his head bowed down, and quietly, Judas said "It isn't me, is it?" To this, Jesus replied "Yes, you are the one." This made Judas feel very ashamed and worried, but luckily, the other disciples had not heard the conversation.

Jesus then thanked God for the bread and broke it apart to share with everyone. "Take this and eat it. This is my body which is given for you," He announced. He then held up a cup of red wine and said, "This is my blood, which will be poured out for many people so their sins may be forgiven." The cup was passed around and everyone took a sip from it.

The meal continued with Jesus chatting and celebrating with his disciples. After a while, Jesus moved to a different part of the room to get himself changed into some simple servant clothes (a large towel wrapped around his waist). He then filled a bowl with water and began to go round washing his disciples' feet, drying them with the towel He wore.

This was an incredibly shocking thing for his disciples to see as they saw Him as the King of Kings. They wondered why he was doing such a lowly servant's task like washing people's feet. When Jesus came round to Peter, he asked Him, "Lord, are you going to wash my feet?" Jesus said, "You won't understand why I am doing this but you will later."

"No, you will never wash my feet," said Peter. He couldn't imagine having his Lord doing such a thing to him! Jesus was a very special person to Peter.

"If you don't let me wash your feet, then you can no longer be with me." Jesus replied. "Well then please wash my feet, along with my hands and head too, my Lord!" Peter said. Jesus then explained that He only needed to wash his feet and his whole body would become clean.

Once He had finished washing his all of his disciples' feet, he changed into his normal clothes and returned to the table.

"Do you understand what I have done for you?" Jesus asked them. "You call me 'Teacher' and 'Lord,' and that is who I am. And now that I have washed your feet, you can also wash one another's feet."

