



HEADTEACHER: Mr A.G. Neenan

Cross Lane, Great Barr, Birmingham, B43 6LN
Tel: 0121 357 3216 Fax: 0121 358 5523

email: headteacher@holyname.sandwell.sch.uk
website: www.holynameprimary.co.uk

"With Jesus as our guide; we love, live and learn together."

WEEKLY HOMEWORK LETTER

YEAR GROUP	4	NO.	3	DATE:	20.4.2020
------------	---	-----	---	-------	-----------

FOCUS	TASK(S)	GUIDANCE
ENGLISH	This week the children are expected to complete daily reading, using Reading Plus. They should complete one reading lesson and one vocabulary lesson each day. https://login.readingplus.com/	The information is inside the orange homework books. Children choose the articles that interest them and follow the on screen instructions.
	Task 1 - Punctuation Read the information about punctuation here first - https://www.bbc.co.uk/bitesize/topics/zvwwxnb/articles/zc773k7 Children should re-write the paragraph using capital letters, full stops and commas accurately.	All tasks for this week can be found below. A sentence always begins with a capital letter and proper nouns use a capital letter too e.g. names and places. Commas are used to indicate a pause between two parts of a sentence and to separate items in a list. Full stops show the end of a sentence.
	Task 2 – Punctuation Read the information about punctuation here first - https://www.bbc.co.uk/bitesize/clips/zsh2tfr Children should re-write the play script using full stops, question marks and exclamation marks.	Questions marks indicate questions. Exclamation marks are used to show exclamation, for example when something is surprising or forceful. There is an exclamation mark quiz here - https://www.bbc.co.uk/bitesize/topics/z8x6cj6/articles/z3dcmg
	Task 3 – Conjunctions Children should select an accurate conjunction to complete each of the sentences.	Conjunctions are joining words that link different parts of sentences. Watch this video for further information about conjunctions - https://www.youtube.com/watch?v=w6jWiE7CvSk&feature=emb_title
	Task 4 – Conjunctions Play the conjunctions game at - https://wordwall.net/resource/44156/english/conjunctions-match-up-game	
	Task 5 – Spelling Children should practice the following words – ordinary, particular, peculiar, position, possession, pressure, probably and purpose – using look, cover, write, check. They can then use the words in the sentences shown in Task 5.	
MATHS	There will be 5 tasks set on MyMaths. Each day log in, follow the lesson and then complete the activity. https://www.mymaths.co.uk/	All login information is in the orange homework book for both MyMaths and TT Rock stars.
	Task 1 - Mixed tables 3, 4, 6 Task 2 - Multiply single digit Task 3 - More multiplying Task 4 – Short division Task 5 - Dividing by 10 and 100 There will also be 5 sessions set on Timetables Rock stars. https://play.ttrockstars.com/auth/school/student	Work through each lesson before completing the activity. The lesson teaches the skills needed to complete the activity.

R.E.	<p>Children to think about reasons why Jesus had to die on the cross, then read Lk. 24:13-18.</p> <p>Discuss what this tells us about the death of Jesus and reflect on the death of Jesus being important so that those who believe in him can live forever. Children could write or say a prayer of thanks.</p>	<p>Read the story here if you do not have a bible - https://www.biblegateway.com/passage/?search=Luke+24%3A13-18&version=ICB</p>
RESEARCH	<p><u>History – The Vikings – Timeline Task</u></p> <p>Read the information on the BBC Bitesize website and discuss the questions below.</p> <ol style="list-style-type: none"> 1. Where did the Vikings come from? 2. Why did they come to Britain? <p>Children should then complete the timeline activity, which is found below, to order the key events during the time of the Vikings.</p>	<p>Watch the video https://www.youtube.com/watch?v=WajFKzyunrc</p> <p>There is lots of information here https://www.bbc.co.uk/bitesize/topics/ztyr9j6</p>

Task 1

Blue Knights

Name: _____

I can use capital letters, full stops and commas.

Write out these sentences using capital letters, full stops and commas.
(Hint: there are nine sentences.)

this is pip he works at castle hightower for lord and lady balderdash lord and lady balderdash have a beautiful daughter named angelica pip used to be a page but now that he is fourteen he is old enough to be a squire he is squire to sir ansell who is one of the knights at castle hightower sir ansell is going to teach pip how to become a knight there are many duties that pip will have to perform as a squire he will have to polish the armour sharpen the weapons clean the clothes and groom the horses he will learn to fight with a sword ride a horse play a musical instrument and dance at banquets

.....

.....

.....

.....

.....

.....

.....

.....

.....

.....

Extension Write sentences about the other characters in the picture.

Year 4 • Term 1

© Copyright HeadStart Primary Ltd

Task 2

Blue Knights

Name: _____

I can use full stops, question marks and exclamation marks.

Complete the sentences in the play script below, using capital letters, commas, full stops, question marks and exclamation marks.

Sir Ansell: have you tightened the straps on my breastplate boy

Pip: i am doing it now sir ansell.

Sir Ansell: ow not that tight you fool i need to move you know.

Pip: sorry my lord

Sir Ansell: now where are my gauntlets

Pip: i have them here my lord.

Sir Ansell: by all the saints is that a mucky mark on my breastplate

Pip: i will wipe it off immediately sir ansell.

Sir Ansell: i can't go into a jousting competition looking like this you are the most incompetent squire i have ever had.

Pip: yes my lord.

(Enter Lord Balderdash)


Lord Balderdash: just checking up on my favourite knight everything ready for the joust

Extension Continue the script in your own words.

Year 4 • Term 1


© Copyright HeadStart Primary Ltd

Task 3




Name: _____


I can use conjunctions to extend sentences.



Choose a conjunction from the brackets to complete the sentences.


- 1 Pip has been Sir Ansell's squire for just over a month he became fourteen. (*since / although*)
- 2 He is very proud to be a squire Sir Ansell can be very demanding at times. (*because / although*)
- 3 He enjoys most of his duties he does not like mucking out the horses. (*but / because*)
- 4 He gets into terrible trouble the armour does not shine like a mirror. (*unless / if*)
- 5 Also he is not allowed to speak Sir Ansell speaks to him first. (*unless / when*)
- 6 He has to get up early in the morning to make breakfast anyone else is awake. (*before / while*)
- 7 He has to lay out all of Sir Ansell's clothes Sir Ansell is still asleep in bed. (*before / while*)
- 8 He has to serve him all day long..... Sir Ansell finally retires to his chamber. (*after / until*)





Extension Identify the conjunctions in the passage and use them in sentences of your own.

Year 4 • Term 1



© Copyright HeadStart Primary Ltd

Task 5


Activity Sheet

Term 2 Set 2 Week 7


Name _____

Use the words in the box below to complete the sentences.


ordinary particular peculiar position
possession pressure probably purpose




I hope you didn't do that on




I think I was absent on that day.




This dictionary is my most prized I am certainly no student.



This milk has a taste. It's gone off.



You're putting me under so much to get it right!



I'm not in a to answer that question.

72














SPELLING YEAR 4

© Copyright HeadStart Primary Ltd



Viking Timeline

Your challenge is to create a timeline about the Vikings but there are some important dates missing from this set of timeline cards. Can you find the missing dates and write them on the cards? Then cut out all the cards and put them into the correct order.

<p>AD 870</p>  <p>Wessex</p> <p>The last Anglo-Saxon king, King Harold is defeated in the Battle of Hastings.</p>	<p>AD 1013</p>  <p>King Sven of Denmark arrives with his son, Cnut to become King of Danelaw. The Saxon King, Ethelred, flees the country.</p>	 <p>York</p> <p>The Vikings capture the city of York.</p>	<p>AD 900</p>  <p>The Vikings establish rule over Scotland.</p>	 <p>King Alfred makes a deal with the Vikings, giving them the east (Danelaw) and keeping the west.</p>	<p>AD 878</p>  <p>By this time, the Vikings have settled permanently in Britain.</p>	<p>AD 1042</p>  <p>King Ethelred's second son, Edward the Confessor is invited to become King of England.</p>
<p>AD 870</p>  <p>Wessex</p> <p>Wessex is the last Anglo-Saxon kingdom.</p>	<p>AD 954</p>  <p>The last Viking King of York, Eric Bloodaxe, is forced out.</p>	 <p>The Vikings attack the monastery at Lindisfarne, Northumbria.</p>	<p>AD 1014</p>  <p>King Sven, King Ethelred and Ethelred's first son Edmund Ironside die. Cnut becomes King of England.</p>	 <p>Alfred the Great becomes the King of Wessex and manages to drive the Vikings out of the South.</p>	<p>AD 787</p>  <p>The Vikings first arrive in Britain.</p>	