



"With Jesus as our guide; we love, live and learn together."

HEADTEACHER: Mr A.G. Neenan

Cross Lane, Great Barr, Birmingham, B43 6LN  
Tel: 0121 357 3216 Fax: 0121 358 5523

email: [headteacher@holyname.sandwell.sch.uk](mailto:headteacher@holyname.sandwell.sch.uk)  
website: [www.holynameprimary.co.uk](http://www.holynameprimary.co.uk)

### WEEKLY HOMEWORK LETTER

YEAR GROUP	3	NO.	10	DATE:	15.06.20
------------	---	-----	----	-------	----------

FOCUS	TASK(S)	GUIDANCE
READING	There are 5 2Dos set on <a href="http://www.purplemash.com">www.purplemash.com</a> . Please read through each chapter and then answer the quiz questions, which match (for example, read 'The Ice-cream Villain Chapter One' and then complete 'Chapter 1: Online Multiple Choice.'	
SPELLINGS	Rule: Words with the prefixes 'mis-', 'dis-' and 'in-'  For example: Understand – misunderstand Like – dislike Credible - incredible	Strategy: Copy the word twice. Then cover and write the word twice more. Ask an adult to read the word to you when you are covering them.
ENGLISH	This week there will be 5 different activities to complete. These activities will lead up to your 'big write' where you will write an adventure story. Please use your homework book to complete these activities.	Complete daily activities in homework books, unless activity set is on <a href="http://www.purplemash.com">www.purplemash.com</a>
TASK ONE	<b>Task One:</b> Reading Comprehension.  Complete <b>English Activity One</b> reading the 'Traction Man' text and then answering the questions based on what you have read.	<ul style="list-style-type: none"> <li>Carefully read the question</li> <li>Mark key words</li> <li>Look for those words in the text and words with similar meanings</li> <li>Answer the question.</li> </ul>
TASK TWO	<b>Task Two:</b> Identifying adverbs and using adverbs. Complete <b>English Activity Two</b> by highlighting the adverbs in the paragraph.  For example:  The boy ran <b>quickly</b> towards his friend.  <b>Carefully</b> , the lion crept towards its prey.  Please watch the following video before completing the activity: <a href="https://www.youtube.com/watch?v=yFPS8yTS_Gw">https://www.youtube.com/watch?v=yFPS8yTS_Gw</a>	<b>Key Word:</b> Adverb: An adverb is a word that describes a verb (a doing word).  <b>Extra support:</b> <a href="https://www.bbc.co.uk/bitesize/topics/zwwp8mn/articles/zgsgxfr">https://www.bbc.co.uk/bitesize/topics/zwwp8mn/articles/zgsgxfr</a>
TASK THREE	<b>Task Three:</b> Using paragraphs. First, complete <b>English Activity Three Part One</b> by putting // where a new paragraph should start. Then, Complete <b>English Activity Three Part Two</b> by reading the paragraph you have been given and writing a paragraph that could come after it.	<b>When to start a new paragraph:</b> We start a new paragraph when the topic, place, time or speaker changes.
TASK FOUR	<b>Task Four:</b> Adventure story plan. Complete <b>English Activity Four</b> by planning what you will include in the adventure story (about a boy visiting space) which you will write tomorrow.	
TASK FIVE	<b>Task Five:</b> Write an adventure story about a boy going to space. You should include: <ul style="list-style-type: none"> <li>At least 3 adverb sentences (you can use the adverb at the beginning, middle or end of the sentence to vary your sentences)</li> <li>At least 3 conjunction sentences.</li> <li>At least 3 spelling from this week's list.</li> <li>Description of his appearance and personality.</li> </ul>	

	<ul style="list-style-type: none"> <li>Use punctuation correctly. (e.g. capital letters and full stops, question marks, exclamation marks)</li> </ul> <p>You can use the template on <b>English Activity Five</b> to write on.</p> <p>A modelled example text can be found below.</p>	
<b>MATHS</b>	<p>This week there will be 5 different activities related to statistics. Please complete one activity per day.</p>	<p>Complete daily activities in homework books, unless activity set in on <a href="http://www.mymaths.co.uk">www.mymaths.co.uk</a> or <a href="http://www.purplemash.com">www.purplemash.com</a></p> <p>For activities set on <a href="http://www.mymaths.co.uk">www.mymaths.co.uk</a> please complete the lesson before the activity.</p>
<b>TASK ONE</b>	<p><b>Task One:</b> Bar charts. Complete 'Frequency tables and bar charts' activity set on <a href="http://www.mymaths.co.uk">www.mymaths.co.uk</a></p>	<p>These videos will provide a guide to frequency tables and bar charts:</p> <p><a href="https://www.bbc.co.uk/bitesize/topics/z7rcwmn/resources/1">https://www.bbc.co.uk/bitesize/topics/z7rcwmn/resources/1</a></p>
<b>TASK TWO</b>	<p><b>Task Two:</b> Drawing charts. Complete <b>Maths Activity Two</b> by reading the information presented in the frequency table and bar charts and then completing any missing information.</p>	
<b>TASK THREE</b>	<p><b>Task Three:</b> Interpreting bar charts. Complete <b>Maths Activity Three</b> by reading the information presented in bar charts and then completing the questions.</p>	
<b>TASK FOUR</b>	<p><b>Task Four:</b> Interpreting pictograms. Complete <b>Maths Activity Four</b> by reading the information presented in the pictogram and then completing the questions.</p>	<p>The link below will provide a guide to pictograms</p> <p><a href="https://www.theschoolrun.com/pictograph">https://www.theschoolrun.com/pictograph</a></p>
<b>TASK FIVE</b>	<p><b>Task Five:</b> Interpreting data. Complete 'interpreting data' activity set on <a href="http://www.mymaths.co.uk">www.mymaths.co.uk</a></p>	<p>This lesson will explain how to complete the activity:</p> <p><a href="https://app.mymaths.co.uk/4781-lesson/interpreting-data">https://app.mymaths.co.uk/4781-lesson/interpreting-data</a></p>
<b>TIMES TABLES</b>	<p>There will also be 5 sessions on <a href="https://play.trockstars.com">https://play.trockstars.com</a> Please log in each day and complete one session.</p>	
<b>R.E.</b>	<p><b>Types of Celebrations</b></p> <p>With your parents, discuss:</p> <ol style="list-style-type: none"> <li>1. What the word 'celebration' means.</li> <li>2. Why would someone celebrate something?</li> <li>3. What kinds of celebrations have you been to?</li> <li>4. What makes a good celebration?</li> </ol> <p>Then, complete RE Activity by planning a celebration and writing an invitation for that celebration to a friend.</p>	
<b>RESEARCH</b>	<p><b>Geography:</b></p> <p>This week we are learning which volcanoes can be found in the Ring of Fire.</p> <p>Please read: <a href="https://www.britannica.com/place/Ring-of-Fire">https://www.britannica.com/place/Ring-of-Fire</a></p> <p>With your parents, discuss:</p> <ol style="list-style-type: none"> <li>1. Where is the world is the Ring of Fire?</li> <li>2. Why is it called the Ring of Fire?</li> <li>3. What volcanoes can be found in the Ring of Fire?</li> </ol> <p>Then, complete <b>Ring of Fire Activity</b> by labelling the map with the volcanoes.</p>	
<b>EXTRA ACTIVITIES</b>	<p><b>Learn a Language:</b></p> <p>If you want to learn a new language, you could ask your parents to subscribe to 'Duolingo' for free!</p>	<p><a href="http://www.duolingo.com">www.duolingo.com</a></p>
	<p><b>Cooking:</b></p> <p>I have attached a chilli con carne recipe for a yummy dinner and an ice lolly recipe for a delicious treat!</p>	

**Art:**

This week, while you are out on a walk, you could collect some leaves and create a piece of artwork using them.



**Exercise:**

**Joe Wickes Workout.**

<https://www.youtube.com/watch?v=1MBFhUtyyQM>

**Yoga.**

<https://www.youtube.com/watch?v=dw-0bmtDPnk&list=PL8snGkhBF7ngQQa7SmlgIIfQy54KY1x92>

**Just Dance.**

<https://www.youtube.com/watch?v=ziLHZeKbMUo>

**You could also go for a bike ride or a walk in the park!**

Dear Year Three,

I hope you have all had a lovely week and have managed to enjoy yourselves despite the rain! I loved seeing some of your baking photos – lots of delicious looking cookies! This week I have been busy baking too! I made some fairy cakes and some Kinder Bueno brownies. I have given you a recipe for a chilli con carne and some ice lollies (hopefully the weather is nice enough for this treat!)

Well done to all of you who are keeping up the hard work! It has been lovely to have a few more of you back in school, but I am missing you all lots and cannot wait for more of you to be back.

Keep safe and keep smiling!

Miss Villers



Spelling Activity Sheet



## Traction Man

In the distance, Traction Man heard the muffled sound of farm animals crying for help. Immediately, he changed into his latex space suit and perspex helmet because he knew he had to save the day. Ready for action, he jumped into his red, jet-powered trainer and as fast as lightning he zoomed across the bedroom. All of a sudden, Traction Man caught a glimpse of the evil Pillow People, who were up to no good! Bravely and cautiously, Traction Man landed on the striped duvet. Then, he stormed towards the wicked pillows as they had captured the innocent, defenceless farmyard animals. He jumped on the pillows, so that they felt the full force of his turbo rocket boots. Fortunately, he managed to rescue all the animals from the evil pillows and save the day. The grateful, relieved animals rejoiced as Traction Man was their hero!

What is most likely to happen next in the story? \*

1 point

- Traction Man will go back to see the evil Pillow People again.
- The animals will attack Traction Man.
- The animals will thank Traction Man.
- Traction Man will fly away on one of the animals.

What is most likely to happen to Traction Man in the future? Choose the most suitable option. \*

1 point

- He will embark on more adventures.
- He will have no more adventures.
- He will run away and live happily ever after.

What did Traction Man do when he first saw the evil Pillow People? \*

1 point

- He landed on the bed.
- He whizzed around the bedroom again.
- He jumped on the pillows.

Why was Traction Man fortunate? \*

1 point

- Because he managed to save a few of the animals.
- Because he managed to save most of the animals.
- Because he managed to save all of the animals.

Adverb Word Bank					
happily	tomorrow	next	soon	carefully	slowly

1. Look at the sentences below. Circle the adverb in each one.

- a) He smiled cautiously.
- b) She frowned angrily.
- c) He walked to school quickly.
- d) Next, she looked for her coat.
- e) It would be his turn soon.



2. Complete the sentences below. Use the **Adverb Word Bank** to help you.

- a) She ran \_\_\_\_\_ down the road.
- b) It will be my birthday \_\_\_\_\_.
- c) He wandered \_\_\_\_\_ home.
- d) \_\_\_\_\_, she had to wrap her brother's present.
- e) Her dad was coming to pick her up \_\_\_\_\_.

# Mammal Mania

I can identify a paragraph.



1. Read the text together and add // where the subject changes.

Mammals are hairy or furry creatures that are warm-blooded and feed their babies on milk. Most mammals are born but some hatch from eggs. Humans are just one type of mammal – there are 4000 or more different species of mammal. The human mammal group is called the Primates. Most female mammals feed their young on their own milk which provides important nutrients that help the babies grow quickly and strongly. The mammal with the longest pregnancy is an elephant. Elephants are pregnant for nearly two years with their calves, unlike human females who are pregnant for nine months. When the elephant calf is born, it usually weighs about 90kg (or 200lbs). Compare this to the weight of an average human baby, which weighs about 7lbs!



# Application Activity

I can identify a paragraph.



Read the paragraph and then imagine what the author would write next.

As James was busy playing with his super heroes in the front room, he heard a knock at the door. The hoover was humming away upstairs, as Dad was busy cleaning the bedrooms. He hadn't heard the knock. James decided to peep through the spy hole in the front door, but there was no one to be seen. As he craned his neck to get a better view through the hole, he noticed a large cardboard box had been left on the doorstep. Where on earth had that come from?

Write the next paragraph yourself on the lines below.

---

---

---

---

---

# Adventure Story Plan

Where first?	Where next?	What happens there?
Spellings from this week's list that I will include:	Why?	Where last?
Spellings from this week's list that I will include:	Adverbs I will include:	



## Arlo the Adventurer

Arlo was a young boy who loved learning about space. All day and all night, Arlo would think about the planets and the moon. It fascinated him that while he was lying in bed, the moon would be orbiting the Earth and the planets would be sitting in the solar system.

One cold, misty Friday, Arlo was learning all about Neil Armstrong at school. When he got home, he sprinted upstairs to get his laptop. He researched Neil Armstrong. He'd heard he was the first man on the moon! He spent his whole night learning all about this famous astronaut, imagining how amazing life would be if he could go to the moon or even to Mars!

At half past 8, Arlo turned off his laptop, carefully placed it on his desk and got into bed. He couldn't wait to get to sleep so the most amazing dream could begin. He quickly drifted off to sleep, but suddenly, something woke him up. He opened his eyes and looked over towards the window. He saw a bright light and heard a tapping noise. The adventurer in him told him to investigate, so he jumped out of bed and headed towards the window. Arlo rubbed his eyes and said, "This can't be true!" What could he see?

Neil Armstrong was at his window! He quietly opened the window and Mr Armstrong said, "Let's go on an adventure! I heard you have been learning all about me at school today and you're fascinated by space, so get your shoes on and a coat, we're going to the moon!"

As fast as he could, Arlo grabbed his shoes and his coat! He didn't even change out of his pyjamas! He sprinted to the front door and saw... a spaceship waiting outside! Neil Armstrong was in the pilot seat. 10... 9... 8... 7... 6... 5... 4... 3... 2... 1 **BLAST OFF!**

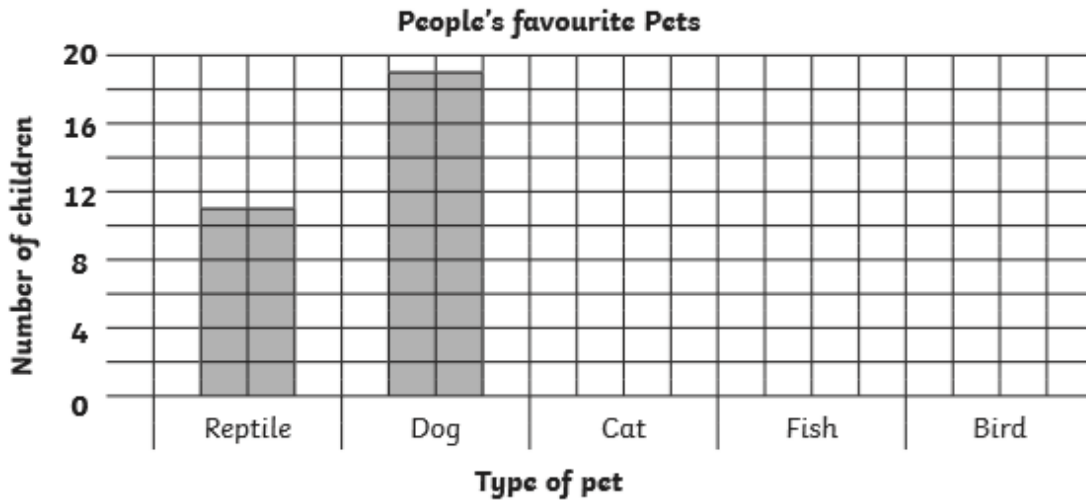
It felt like only minutes had past and he could see the moon getting closer. The rocket began to shake and he heard a bang. He was on the moon! Arlo cheered happily. As soon as the rocket doors opened, he stepped out on to the moon. He had never felt happier.



Maths Activity Two

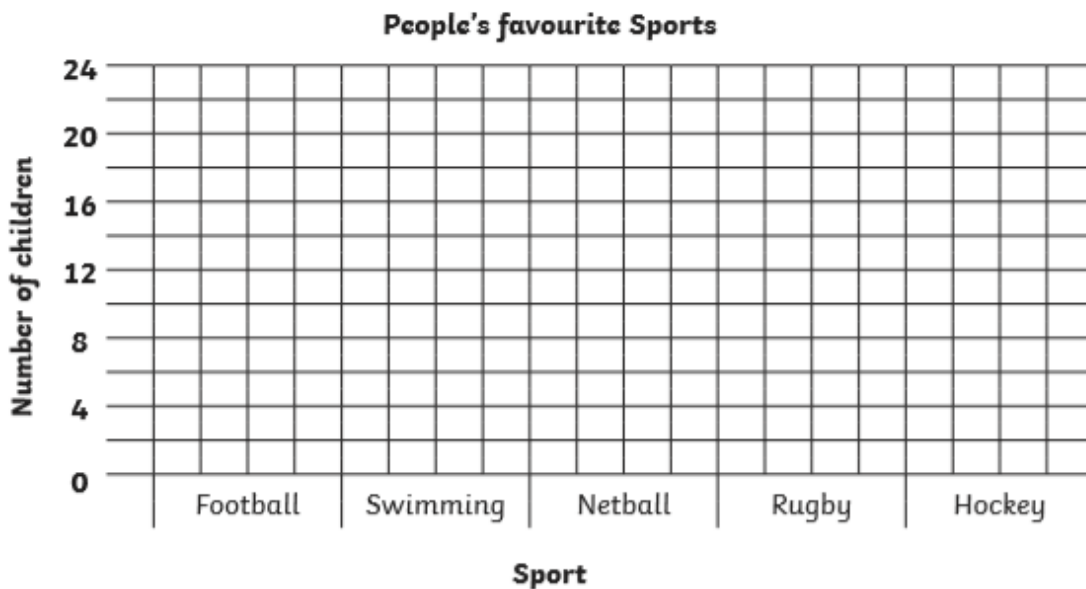
1. A group of children record their favourite pets. Here are the results.  
Complete the bar chart and table using the information given below.

Favourite Pet	Reptile	Dog	Cat	Fish	Bird
Number of Children			18	8	9

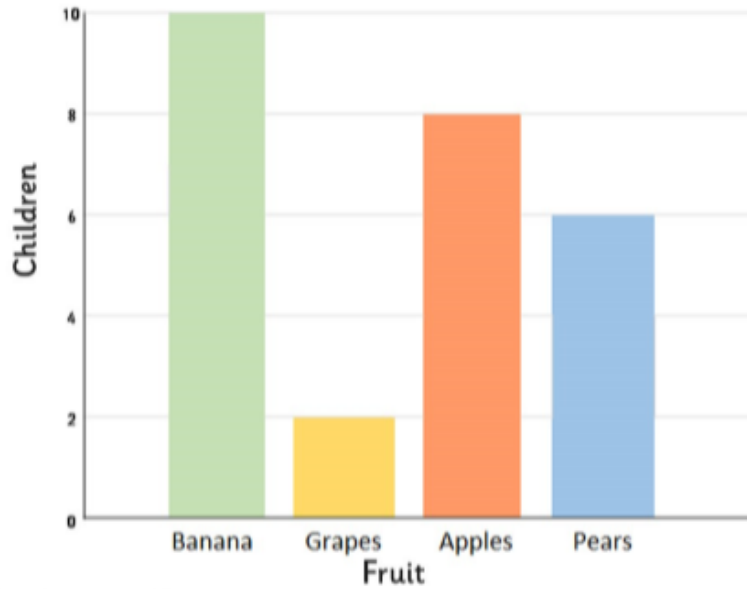


2. The favourite sport of some children is recorded. Here are the results. Complete the bar chart on the grid below from the given information.

Favourite Sport	Football	Swimming	Netball	Rugby	Hockey
Number of Children	24	18	10	13	6



### Favourite Fruit



Answer the following questions.

1. What is the favourite fruit?
2. How many children chose apples as their favourite fruit?
3. How many more children chose bananas than grapes, as their favourite fruit?
4. How many children chose apples or pears as their favourite fruit?

Write your own questions for a friend.


















---

---

---

---

### Favourite Fruit

	= 2 children				
	= 2 children				
	= 2 children				
	= 2 children				
					
		Banana	Grapes	Apples	Pears

Answer the following questions.

1. What is the favourite fruit?

2. How many children chose apples as their favourite fruit?

3. How many more children chose bananas than grapes, as their favourite fruit?

4. How many children chose apples or pears as their favourite fruit?

Write your own questions for a friend.


My Celebration Plan	
What I am celebrating:	
Who I will invite:	
Things I will need:	

You are invited to:

Date: \_\_\_\_\_ Time: \_\_\_\_\_ Place: \_\_\_\_\_

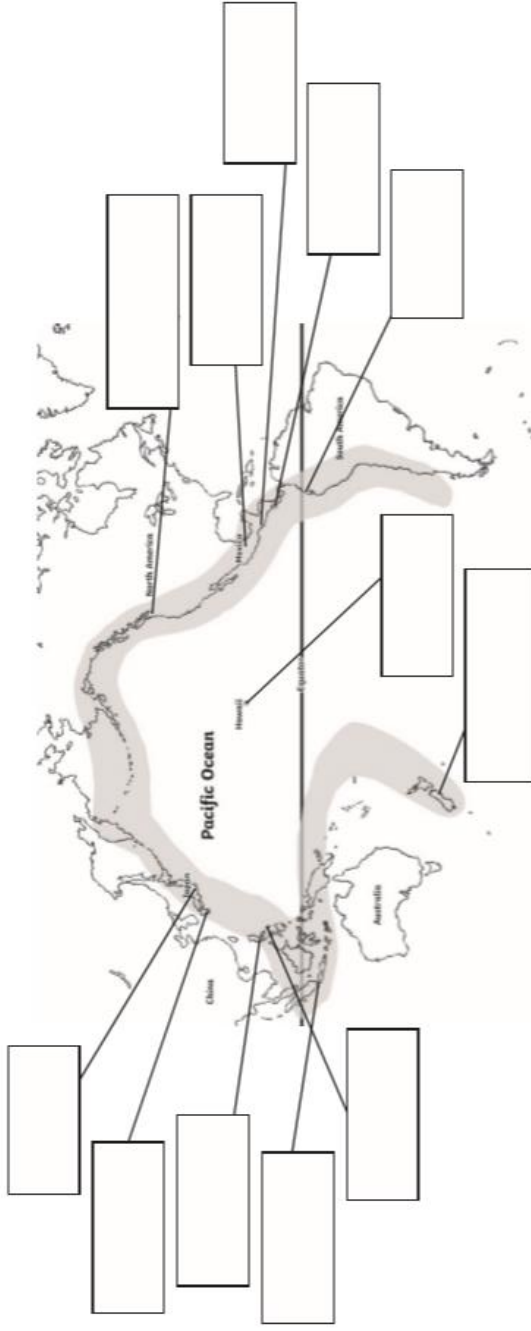
Please bring: \_\_\_\_\_



# Volcano Ring of Fire Map

The "Ring of Fire" is an area of the Pacific Ocean shaped like a horseshoe. It is home to 90% of the world's earthquakes and 75% of the world's volcanoes.

Cut and paste the names of major volcanoes found along the Ring of Fire.



Mt. Fuji	Mauna Loa	Krakatoa	Mayon	Arenal	Mount St. Helens
Cotopoxi	Santa Maria	Taal	Popocatepetl	Sakurajima	Christchurch

# Slow Cooker Chilli

## Ingredients

2 tins of beans of your choice

1 tin of chopped tomatoes

1 tin of sweetcorn

2 peppers (any colour)

1 onion

2 cloves chopped garlic (optional)

A pinch of salt and pepper

Suggested seasonings ( $\frac{1}{2}$  tsp each): smoked paprika, chilli powder, onion powder, garlic powder, cumin, parsley, cayenne pepper

## Method

1. With an adult, carefully chop the onion, peppers and garlic.
2. Add the chopped vegetables to a slow cooker. This is a great recipe to use up your carrot pulp from the Healthy Lollies!
3. Using a colander, rinse the beans and corn with cold water until the water comes out mostly clear. Add the rinsed beans and corn to the slow cooker.
4. Add in the tin of chopped tomatoes and your preferred seasonings.
5. To cook the chilli in 5-6 hours, set the slow cooker on low. To cook it in 2-3 hours, set it on high. The chilli is ready when the vegetables are tender.



**Tips**



# Healthy Lollipops

## Ingredients

5 carrots

Juice of 3 large oranges

Zest of 1 orange

1 satsuma or tangerine,  
peeled and chopped  
(optional)

## Method

1. Grate the carrots very finely and place in a sieve.
2. Push the carrot through the sieve with the back of a spoon, collecting the juice in a measuring jug.
3. Reserve the carrot pulp to use in other recipes like salads or soups.
4. Add the juice from the oranges into the measuring jug.
5. Add some water so there is 360ml of liquid in the measuring jug.
6. Stir in orange zest and the optional satsuma or tangerine pieces.
7. Pour into lolly moulds.
8. Put in the freezer and let them set overnight.



