



"With Jesus as our guide; we love, live and learn together."

HEADTEACHER: Mr A.G. Neenan

Cross Lane, Great Barr, Birmingham, B43 6LN
Tel: 0121 357 3216 Fax: 0121 358 5523

email: headteacher@holyname.sandwell.sch.uk
website: www.holynameprimary.co.uk

WEEKLY HOMEWORK LETTER

YEAR GROUP	3	NO.	9	DATE:	08.06.20
------------	---	-----	---	-------	----------

FOCUS	TASK(S)	GUIDANCE								
READING	There are 5 2Dos set on www.purplemash.com . Please read through each chapter and then answer the quiz questions, which match (for example, read 'The Ice-cream Villain Chapter One' and then complete 'Chapter 1: Online Multiple Choice.'									
SPELLINGS	Rule: Word with 'sc' s sound, ey, ei(gh) and homophones/near homophones. Complete Spelling Activity Sheet .	Strategy: Copy the word twice. Then cover and write the word twice more. Ask an adult to read the word to you when you are covering them.								
ENGLISH	This week there will be 5 different activities to complete. These activities will lead up to your 'big write' where you will write a character description. Please use your homework book to complete these activities.	Complete daily activities in homework books, unless activity set is on www.purplemash.com								
TASK ONE	<p>Task One: Identifying the features of a character description. Complete English Activity Sheet One by highlighting each of the following:</p> <table border="1"> <tr> <td>Possessive apostrophes</td> <td></td> </tr> <tr> <td>Conjunctions</td> <td></td> </tr> <tr> <td>Adjectives</td> <td></td> </tr> <tr> <td>Expanded noun phrases</td> <td></td> </tr> </table>	Possessive apostrophes		Conjunctions		Adjectives		Expanded noun phrases		<p>Key Words:</p> <p>Possessive apostrophes: Used to show something belongs to someone or something. (e.g. Mr Stink's blue eyes)</p> <p>Conjunctions: Used to join two or more clauses together (e.g. and, when, because, if, while, although)</p> <p>Adjective: A word used to describe a noun. (e.g. His purple hair)</p> <p>Expanded noun phrases: A phrase made up of at least one adjectives and a noun. (e.g. The big, spotty dog)</p>
Possessive apostrophes										
Conjunctions										
Adjectives										
Expanded noun phrases										
TASK TWO	Task Two: Using adjectives to describe a character. Complete English Activity Sheet Two by mind-mapping adjectives around Mr Stink.	<p>Key Word:</p> <p>Adjective: A word used to describe a noun. (e.g. His purple hair)</p>								
TASK THREE	<p>Task Three: Using expanded noun phrases.</p> <p>Please watch this video for support before completing the activity: https://www.youtube.com/watch?v=4fCk8ye4jio (Expanded noun phrases)</p> <p>Complete English Activity Sheet Three by adding adjectives to the sentences to make expanded noun phrases.</p>	<p>Key Word:</p> <p>Expanded noun phrases: A phrase made up of at least one adjectives and a noun. (e.g. The big, spotty dog)</p>								
TASK FOUR	Task Four: Character description plan. Complete English Activity Sheet Four by planning what you will include in the character description you will write tomorrow.									

TASK FIVE	<p>Task Five: Write a character description about Mr Stink (use my example in English Activity One to help you) You should include:</p> <ul style="list-style-type: none"> • At least 3 expanded noun phrases. • At least 3 conjunction sentences. • At least 3 spelling from this week's list. • Description of his appearance and personality. • Use punctuation correctly. (e.g. capital letters and full stops, question marks, exclamation marks) <p>You can use the template on English Activity Sheet Five to write on.</p>	
MATHS	<p>This week there will be 5 different activities related to multiplication and division. Please complete one activity per day.</p>	<p>Complete daily activities in homework books, unless activity set in www.mymaths.co.uk or www.purplemash.com</p> <p>For activities set on www.mymaths.co.uk please complete the lesson before the activity.</p>
TASK ONE	<p>Task One: Mental multiplication and division. Complete 'Mixed tables 3,4,6' activity set on www.mymaths.co.uk</p>	
TASK TWO	<p>Task Two: Mental multiplication and division. Complete '8 times tables' activity set on www.mymaths.co.uk</p>	
TASK THREE	<p>Task Three: Multiplying a 2-digit number by a 1-digit number using the grid method. Complete Maths Activity Sheet One. One has been completed (with a step-by-step guide) as an example for you.</p>	
TASK FOUR	<p>Task Four: Dividing a 2-digit number by a 1-digit number using a number line. Complete Maths Activity Sheet Two. One has been completed (with a step-by-step guide) as an example for you.</p>	
TASK FIVE	<p>Task Five: Word problems. Complete 'Word Problems' activity set on www.mymaths.co.uk</p>	
TIMES TABLES	<p>There will also be 5 sessions on https://play.trockstars.com Please log in each day and complete one session.</p>	
R.E.	<p>Pentecost</p> <p>Watch https://www.youtube.com/watch?v=OMQKy1Mx49M</p> <p>Once you have watched the story, complete RE Activity by filling the thought bubbles with the disciples' thoughts and the hearts with the disciples' feelings during the story of Pentecost. Consider how they may have felt when they were suddenly able to speak in many different languages. Were they nervous? Were they excited?</p>	
RESEARCH	<p>Science: This week we are learning about the process of fossilisation (how fossils are formed)</p> <p>Watch: https://www.youtube.com/watch?v=xQBkawjFVIA</p> <p>With your parents, discuss:</p> <ol style="list-style-type: none"> 1. What does the word 'fossil' mean? 2. What is a palaeontologist? 3. What do fossils tell us? 4. Why are they important? 5. What different types of fossils are there? <p>Read through the PowerPoint 'Fantastic Fossils' which I have uploaded to the curriculum page.</p> <p>Once you have read through the PowerPoint, complete Science Activity Sheet by ordering the events that take place during fossilisation.</p>	
EXTRA ACTIVITIES	<p>Learn a Language: If you want to learn a new language, you could ask your parents to subscribe to 'Duolingo' for free!</p>	<p>www.duolingo.com</p>
	<p>Cooking: I have attached a cookie recipe below! 😊</p>	

Gardening:

This week, you could observe how a plant in your garden changes through the week. You might like to look after the plant yourself by watering it. You could write a diary which explains how the plant changed through the week, or you may like to draw a picture of the plant each day.

Exercise:

Joe Wickes Workout.

<https://www.youtube.com/watch?v=1MBFhUtyyQM>

Yoga.

<https://www.youtube.com/watch?v=dw-0bmtDPnk&list=PL8snGkhBF7ngQQa7SmlgIIfQy54KY1x92>

Just Dance.

<https://www.youtube.com/watch?v=ziLHZeKbMUo>

You could also go for a bike ride or a walk in the park!



Dear Year Three,

I hope you have all had a lovely week and have enjoyed the beautiful, sunny weather! I am missing you all very much and hope to see you all very soon, but I am very proud of how hard you have all been working!

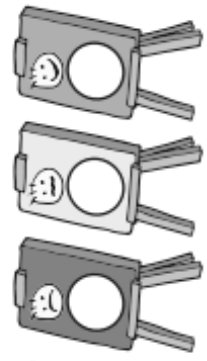
Keep safe and keep smiling!

Miss Villers ☺

Spelling patterns **sc** (with **s** sound), **ey**, **ei(gh)**, homophones and near-homophones, **extension**



Let's rehearse scene four again, and I want to hear you speak up this time.




Spellings	Write	Write	Cover and write	Cover and write
scene				
they				
weigh				
fascinate				
weight				
for				
four				
fore				
hear				
here				

Total /10



Mr Stink Character Description

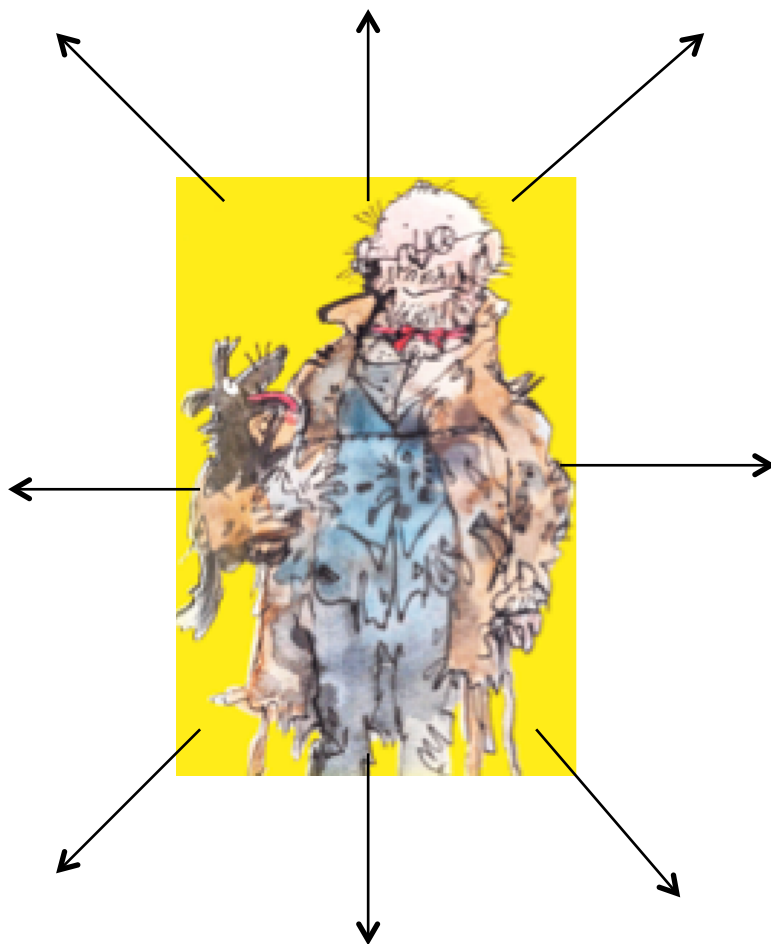


Mr Stink's name tells you one important fact about him. He is extremely smelly! He is an old man with dirt all over his face and body. His dark brown eyes peer through his dirty, dull glasses and his dark, brown teeth peep out as he opens his mouth. His breath is smelly because he probably doesn't clean his teeth.

Mr Stink's long, battered, once beige coat isn't beige anymore. It is covered in muck - just like the rest of his clothes! His red bow tie and waistcoat are no longer smart.

Strangely, although Mr Stink is dirty and smelly and wears old clothes, he is one of the kindest men you could ever meet! When he speaks to Chloe, he always uses his manners which means he is very polite.

Mr Stink doesn't have many friends because he smells so please be kind to him if you ever meet him!





Expanded Noun Phrases

1. Mr Stink is an _____, _____ man with _____ clothes.
2. His _____, _____ clothes hang loosely over his _____ body.
3. Mr Stink's _____ eyes peer through his _____, _____ glasses.
4. He is a very _____ man who always uses manners.
5. His _____, _____ beard is covered in crumbs.

Now write two expanded noun phrase sentences of your own! ☺

Mr Stink Character Description Plan



Adjectives to describe appearance:

-
-
-
-

Adjectives to describe personality:

-
-
-
-

Conjunction sentences I will include:

-
-
-
-

Expanded noun phrase sentences I will include:

-
-
-
-

Spellings from this week's list I will include:

-
-
-
-

EXAMPLE: 25×3

x	3
20	60
5	15
=	75



1. Multiply $T O \times O$:
 $2 \times 3 = 6$
 Make the answer 10 x bigger (6×10) = 60
2. Multiply $O \times O$:
 $5 \times 3 = 15$
 Make sure you place the digits in the correct columns (i.e. tens under tens, ones under ones)
3. Add both answers together. ($60 + 15 = 75$)

41×4

x	4
40	
1	
=	

23×2

x	2
20	
3	
=	

16×5

x	
=	

34×3

x	
=	

22×4

x	
=	

35×3

x	
=	

12×8

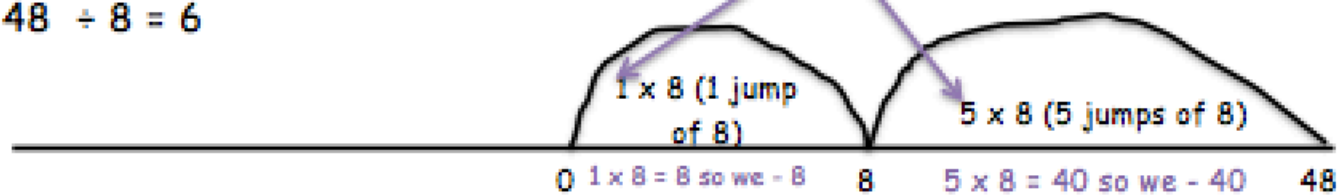
x	
=	

14×5

x	
=	

$48 \div 8 = 6$

Count number of jumps












$36 \div 4 =$

$96 \div 8 =$

$63 \div 3 =$


$65 \div 5 =$

$36 \div 2 =$





Fossilisation Process



As erosion and weathering takes place, eventually the fossils become exposed.

Over a long period of time the sea will recede in certain places.

Over time more layers of rock cover it and by this time the only thing to remain of the animal would be its bones (except in the case of mould fossils where the bones would also be decayed).

An animal or creature dies and ends up in the sea. It gets covered by a layer of rock.

Over thousands of years the mould fossil might become a cast fossil with sediment entering the mould. In the case of replacement fossils, the original bone matter changes to mineral matter but this does not affect the shape of the bones.



Soft and Chewy Cookies



Ingredients

110g butter
110g soft brown sugar
100g white sugar
1 egg
200g plain flour
 $\frac{1}{2}$ tsp baking powder
1 tsp vanilla extract
75g chocolate chips,
raisins or mini
marshmallows

Equipment

mixing bowl
whisk
dessert spoon
baking paper
baking tray

Method

1. Set the oven to 160°C.
2. Beat the butter and sugar together until creamy.
3. Beat in the egg and the vanilla.
4. Stir in the flour and baking powder and mix into a dough.
5. Fold in the chocolate chips, raisins or marshmallows.
6. Place the baking paper on to the baking tray.
7. Using the dessert spoon, spoon the cookie mixture on to the baking paper. Space the cookies out over the tray as they will spread in the oven.
8. Bake the cookies in the oven for about 15-20 minutes.