



## WEEKLY HOMEWORK LETTER

YEAR GROUP

3

NO.

14

DATE:

13.07.20



Good morning Year Three!

One week to go! Then, you can enjoy six weeks of relaxing!

Last week in school, we made our own windmills and on Friday, we had a class karaoke session! It was lots of fun.

This week we are going to be learning all about Russia. I have given you some of the activities we will be doing in school. It would be lovely if you completed them and sent some photos into the school website!

When you scroll down, you will also see a Great Summer Bake Off. I know lots of you enjoyed baking some of the recipes I have given you previously so I thought it would be nice to give you a recipe for each week of the Summer Holidays. I'm sure you'll enjoy baking and eating some delicious treats!

There is also a Summer Holidays Challenge which has ideas for activities you could do during the holidays. You could use it like a bingo board and challenge your friends to see who completes it first!

I hope you have a lovely last week and a fantastic Summer Holiday! I will see you in September! 😊

Keep safe and keep smiling,

Miss Villers

# Maths

This week there will be 5 different activities related to time and statistics. Please complete one activity per day.

Complete daily activities in homework books, unless activity set in on [www.mymaths.co.uk](http://www.mymaths.co.uk) or [www.purplemash.com](http://www.purplemash.com)

For activities set on [www.mymaths.co.uk](http://www.mymaths.co.uk) please complete the lesson before the activity.

Tasks	Guidance
<p><b>Task One:</b> Reading a 24-hour digital clock. Complete <b>Maths Activity One</b> by reading the digital clocks.</p> <p>An example has been completed for you.</p>	<p><b>Key Words:</b></p> <p>AM: In the morning PM: In the afternoon/evening</p>
<p><b>Task Two:</b> Calculating the duration of events.. Complete <b>Maths Activity Two</b> by reading the start and finish time 12-hour digital clocks and writing the times underneath them.</p> <p>Then, work out the time between the start and finish time.</p> <p>Add the minutes first and then the hours.</p> <p>An example has been completed for you.</p>	<p><b>Guidance:</b> The digital clock reads hours:minutes</p> <p><b>Strategy:</b></p> <p>If the hours show 00: - 11:, the time is in the morning.</p> <p>If the hours show 12: - 23, the time is in the afternoon/evening. To work out these times, count from 12 to the hour time shown. (For example, 15:00. Count from 12 to 15 = 3 o'clock in the afternoon)</p>
<p><b>Task Three:</b> Reading a table. Complete <b>Maths Activity Three</b> by answers the questions based on the table.</p>	
<p><b>Task Four:</b> Reading a table. Complete <b>Maths Activity Four</b> by answers the questions based on the table. You will be asked to work out the difference between timings for some questions. Please follow the strategy on the right when completing these questions.</p>	<p><b>Strategy:</b></p> <p>If the hours show 00: - 11:, the time is in the morning.</p> <p>If the hours show 12: - 23, the time is in the afternoon/evening. To work out these times, count from 12 to the hour time shown. (For example, 15:00. Count from 12 to 15 = 3 o'clock in the afternoon)</p>
<p><b>Task Five:</b> Presenting information using a table. Complete <b>Maths Activity Five</b> by creating you own music festival and completing the table with all of the information someone would need!</p>	<p><b>Information you will need to add to the table:</b></p> <ul style="list-style-type: none"> <li>• Name of stages</li> <li>• Names of performers</li> <li>• Times they are performing</li> </ul> <p>If you do not want the performer to perform on a particular stage, colour the box in.</p> <p>Make sure your times do not overlap! A performer cannot be in two places at once!</p>
<p><b>Times Tables</b></p>	
<p>There will also be 5 sessions on <a href="https://play.trockstars.com">https://play.trockstars.com</a> Please log in each day and complete one session.</p>	

Maths Activity One: Minutes past the hour

Digital Time:	Time in words
16:15	Quarter past 4 in the afternoon
17:30	
01:10	
18:05	
03:25	
16:20	
12:15	
14:00	

Start	Finish	Duration
14:15	18:30	Minutes: $30 - 15 = 15$ minutes Hours: $18 - 14 = 4$ hours Duration: 4 hours 15 minutes
08:10	10:20	
16:00	17:05	
07:30	09:30	
02:15	06:20	
14:05	18:30	
13:10	16:30	

## HOLY NAME MUSIC FESTIVAL

Performer:	Studio Stage	Super Stage	Singer Stage	Star Stage
Stormzy	03:10pm		06:30pm	09:15pm
Ariana Grande		05:15pm	08:30pm	11:00am
Billie Eilish	12:00pm	4:45pm		
Ed Sheeran	07:20pm		10:00pm	
Drake			12:30pm	08:00pm

1. At what time does Stormzy perform on Singer Stage?
2. Does Drake perform on the Studio Stage?
3. Who performs on the Star Stage at 8:00pm?
4. Could I go and see Billie Eilish on the Star Stage?
5. Who performs on the Studio Stage at 07:20pm?
6. At what time does Ariane Grande perform on the Super Stage?
7. Who performs on the Super Stage at 4:45pm?
8. If you could only choose one stage to go to, which would it be and at what time?

## HOLY NAME MUSIC FESTIVAL

Performer:	Studio Stage	Super Stage	Singer Stage	Star Stage
Stormzy	03:10pm		06:30pm	09:15pm
Ariana Grande		05:15pm	08:30pm	11:00am
Billie Eilish	12:00pm	4:45pm		
Ed Sheeran	07:20pm		10:00pm	
Drake			12:30pm	08:00pm

- Faelisa arrives at the Holy Name Music Festival at 12:15pm. Who is the first musician she could see and on which stage?
- Joseph wants to see Ed Sheeran, but is not going to get to the festival until 9:55pm. Is it possible for him to see Ed Sheeran? If yes, at time and on which stage?
- Aidan is watching Stormzy at 6:30pm. Which stage is he at?
- Jasmine is watching Ariana Grande on the Super Stage. Next, she wants to watch Ed Sheeran on the Studio Stage. How long will she have to wait?
- Summer arrives at the Holy Name Music Festival at 5:00pm and goes straight to the Super Stage. Which musician will she see first?
- Martyna wants to see as many musicians as possible by only visiting one stage. Which stage should she go to?

## HOLY NAME MUSIC FESTIVAL

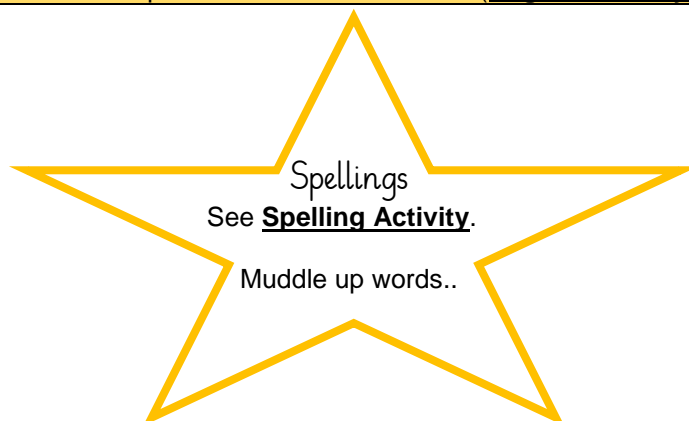
Performer:	Stage	Stage	Stage	Stage

## English

This week there will be 5 different activities to complete. These activities will lead up to your 'big write' where you will write a story of your own. Your story should be about a mysterious giant stealing people's dreams (like the BFG)

Please complete daily activities in homework books, unless activity set is on [www.purplemash.com](http://www.purplemash.com)

Tasks	Guidance
<b>Task One (Quiz)</b> Complete <b>English Activity One (Quiz)</b> by answering the questions based on a story writing.	
<b>Task One (Reading Comprehension)</b> Complete <b>English Activity One (Comprehension)</b> by answering the comprehension questions based on the text.	
<b>Task Two:</b> Describing a picture using expanded noun phrases. Complete <b>English Activity Two</b> by finding writing expanded noun phrases and similes for the things	<b>Key Words:</b> <b>Expanded noun phrase:</b> 2 x adjectives and one noun. <b>Similes:</b> Comparing something to something else, using 'like a...' or 'as.. as...' (e.g. bouncy like a frog/ as bouncy as a ball)
<b>Task Three:</b> Plan your poem. Complete <b>English Activity Three</b> by planning your own version of the poem 'We're Going to the Seaside.'	
<b>Task Four:</b> Planning your story. Complete <b>English Activity Four</b> by planning the story you will write tomorrow. Remember your story should be about a mysterious giant stealing people's dreams.	
<b>Task Five:</b> Writing a story. Complete <b>English Activity Five</b> by writing a story about a mysterious giant stealing people's dreams.  You should include: <ul style="list-style-type: none"><li>• Capital letters and full stops correctly.</li><li>• Similes</li><li>• Fronted adverbials</li></ul>	
A modelled example text can be found below ( <b>English Activity One</b> )	





The letters are muddled up. Put them in the right order to make words. The children have given you clues.

learn  
material

mention  
minute

naughty  
often

perhaps  
popular

This is cloth or fabric.

eritalam



This means again and again.

foten



What you mustn't  
be at school.

thaguny



A unit of time.

inetum



What you go to  
school to do.

renal



Another word for maybe.

heparps



This means liked by  
lots of people.

ropupal



To speak about somebody.

entomin



## Features of a Story

What do you already know about stories? Have a go at the questions below.

\*Required

---

Many stories use the following structure. Introduction, build up, problem and... Choose one. \*

- ...revolution.
- ...attraction.
- ...resolution.
- ...population.

---

To add extra detail to a narrative, authors use adjectives in which of the following key features? Choose one. \*

- Expanded noun phrases
- Question marks
- Alliteration

---

Adverbs are used to modify verbs and are commonly used in stories. Which of the following is not an adverb? Choose one. \*

- Cautiously
- Boldly
- Almost
- Dangerous

## Dreamgiver

It was a calm summer's night. The washing hung still, but the Dreamgiver moved as fast as lightning as he headed for his first visit of the night. Small, yet nimble, the Dreamgiver flew swiftly onto the wooden ledge of the window. He had arrived at 2655 Kensington Avenue. Resting on his long, pointy nose were a pair of old-fashioned, chestnut-brown, leather flying goggles. His skinny body was covered by just a pair of olive green shorts, which hung down loosely from his narrow waist. Carefully, he pushed the heavy, oak window frame open, so it didn't make a sound. The Dreamgiver scanned the room below using his night goggles to view the children who were sleeping as quietly as mice in their dormitory. Balanced delicately on the end of his staff, hung his precious possessions...the dream eggs. The Dreamgiver, who had unusually large feet, propelled himself into the room. His wings beat silently as he landed next to the bed of a sleeping child. Which dreams would he make come true tonight?

Lifting the bag of seven glowing dream eggs, the Dreamgiver carefully placed them at the end of a bed. Slowly opening the bag, he picked up the first egg.

"Ahh, she wants to dream about being a graceful ballerina," smiled the Dreamgiver. With a sharp twist of his wrists, the egg cracked open to reveal the magic hidden inside. It oozed with golden, shimmering liquid. With an expert hand, the Dream Giver poured the liquid into the girl's pink ballet shoes resting on the bed. In an instant, they turned bright yellow. As if by magic, a ballerina appeared spinning and leaping from the bed into the mind of the sleeping girl. The Dreamgiver quickly journeyed around the dormitory cracking golden eggs one after another. The children began to experience enchanting dreams, each tailor-made to reveal their wildest desires. There were space adventures, baseball matches, jazz concerts and much more! Peaceful and calm, the happy, sleeping children had the most wonderful dreams. The Dreamgiver watched over the children and felt content with his night's work so far.

What do you think will happen next in the story? Choose one. \*

1

- The children will wake up and have a stressful day because of their dream.
- The children will not remember their dream.
- The children will feel relaxed and refreshed as a result of their positive dream.

How do you know the Dreamgiver was pleased with the work he had done that night? Choose one. \*

- The Dreamgiver watched over the children and felt content with his night's work so far.
  - Carefully, he pushed the heavy, oak window frame open, so it didn't make a sound.
  - The Dreamgiver quickly journeyed around the dormitory cracking golden eggs one after another.
- 

Why do you think the Dreamgiver referred to the dream eggs as precious? Choose one. \*

- They were delicious.
  - They provided wonderful dreams for others.
  - They were expensive and would be costly to replace.
- 

What evidence is there to suggest that the Dreamgiver had provided dreams in this way in the past? Choose one. \*

- He opened his bag slowly.
  - He wore glasses.
  - He used an expert hand.
-

I can hear...

I can smell...



I can see...

I can feel...

English Activity Three:

Clause (what happened)	he snuck in to the room to steal her dreams.
+ Fronted adverbial (where/when/how it happened)	As the clock struck midnight, he snuck in to the room to steal her dreams.
+ Noun phrase	As the clock struck midnight, the humungous, shadowy figure snuck in to the room to steal her dreams.

Clause (what happened)	
+ Fronted adverbial (where/when/how it happened)	
+ Noun phrase	

Clause (what happened)	
+ Fronted adverbial (where/when/how it happened)	
+ Noun phrase	

Clause (what happened)	
+ Fronted adverbial (where/when/how it happened)	
+ Noun phrase	

English Activity Four (planning a story):

Dream Catcher Story Plan		
Where first?	Where next?	What happens there?
Why?	Adverbs I will include:	Where last?
Spellings from this week's list that I will include:		

English Activity Five (writing a story):



A large writing area with a yellow dashed border and horizontal lines for text.



RE:



As part of our Holy Communion learning, we would now be looking at the story of the 10 lepers. Today we will be imagining we were the one leper who thanked Jesus.

### First Holy Communion Topic: The 10 lepers


The Sacrament of First Holy Communion is the Sacraments of Thanksgiving. We offer thanks to Jesus for the sacrifice he made for us when he died on the cross and the other things he did throughout his life. One thing Jesus did during his life was heal 10 lepers.

Lepers were people who had a disease called leprosy. Nobody wanted to help them or go near them because they were worried they would get ill too. Jesus did not fear the lepers and instead decided to help them.

Watch the following video: [https://www.youtube.com/results?search\\_query=the+10+lepers](https://www.youtube.com/results?search_query=the+10+lepers)

When Jesus healed the lepers, only one out of the returned to say thank you. Jesus was very grateful that he thanked kid.


Once you have watched the video, complete **RE Activity** by imagining you were the leper who said thank you to Jesus. You are going to write a letter to Jesus which thanks him and explains how your life has changed since being healed.



## Research: Geography (Eco Friendly)

This week you are going to completing **Geography Activity** by sorting objects in to recyclable and non-recyclable. Please cut out the objects below and put the non-recyclable objects in the bin and the recyclable objects in the recycling bin.

### Geography Activity







## Reading

There are 5 2Dos set on [www.purplemash.com](http://www.purplemash.com). Please read through each chapter and then answer the quiz questions, which match (for example, read 'The Ice-cream Villain Chapter One' and then complete 'Chapter 1: Online Multiple Choice.'

Read: The Golden Apple Tree Chapter 1  
Quiz: Chapter 1: Multiple Choice

Read: The Golden Apple Tree Chapter 2  
Quiz: Chapter 2: Multiple Choice

Read: The Golden Apple Tree Chapter 3  
Quiz: Chapter 3: Multiple Choice

Read: The Golden Apple Tree Chapter 4  
Quiz: Chapter 4: Multiple Choice

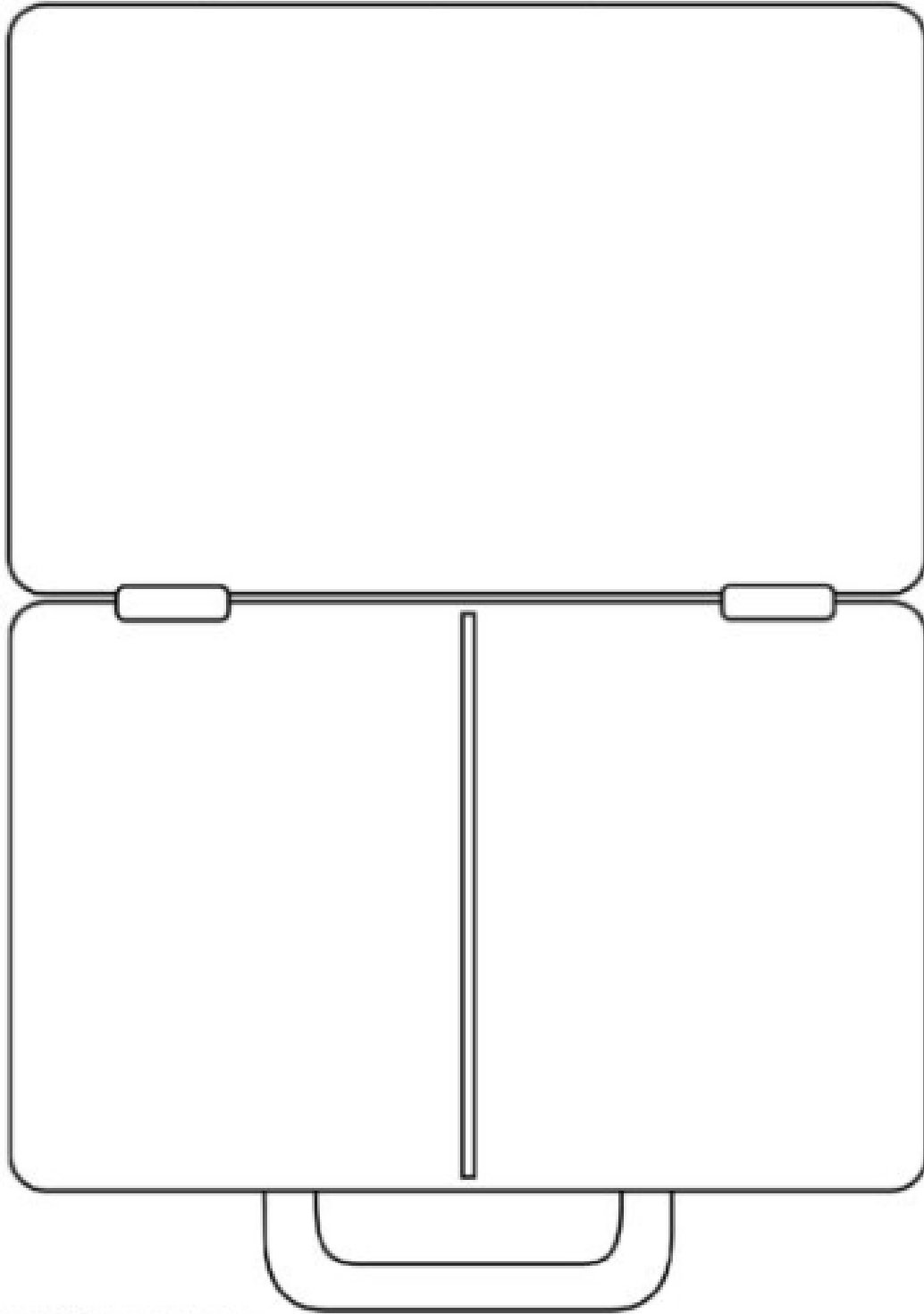
Read: The Golden Apple Tree Chapter 5  
Quiz: Chapter 5: Multiple Choice

### PSHE: Happy and Healthy

This week your task is to plan a healthy lunch box you could take on a picnic during the Summer Holidays!

# My Healthy Lunchbox

Can you put a healthy lunch in your lunchbox?



## Extra Activities



### Russia:

Research Russia. You could find out:

- The population of people living in Russia.
- The capital city of Russia.
- The language spoke in Russia.

You could even make some pancakes – something people often have as a sweet treat when visiting the Netherlands (Russia)!




### Arts and Crafts

In school, we are going to make Russian dolls. You could have a go at making some, just like we are!

You will need:

Different red card, black card, green cards, white card, glue, scissors and a pencil.



### P.E/Exercise



Monday

Joe Wickes: <https://www.youtube.com/user/thebodycoach/>

Tuesday

Cosmic Yoga Disco: <https://www.youtube.com/watch?v=dw-ObmtDPnk&list=PL8snGkhBF7ngQQa7SmlgllfQy54KYlx92>

Wednesday

Kids Circuits: <https://www.youtube.com/watch?v=S9Yd9eV3RqQ>

Thursday

Just Dance: <https://www.youtube.com/watch?v=RYgVc5JvJg>

Friday

Cosmic Yoga: <https://www.youtube.com/watch?v=O2E14-68SdHg>

*Awe and  
Wonder  
BFG Dream  
Jar*



If you would like to make a BFG Dream Jar, please watch the video and follow the instructions:  
[https://www.youtube.com/watch?v=\\_52xhSTjBea0](https://www.youtube.com/watch?v=_52xhSTjBea0)

## The Great Summer Bake Off

As you have probably guessed from the fact I have given you many baking recipes, I love baking!

I thought it would be nice to set a 'Great Summer Bake Off' challenge and give you one recipe per week! You could have lots of fun making, baking and eating your delicious treats!



Week One: Victoria Sponge Cake	<a href="https://www.bbcgoodfood.com/recipes/classic-victoria-sandwich-recipe">https://www.bbcgoodfood.com/recipes/classic-victoria-sandwich-recipe</a>
Week Two: Brownies	<a href="https://www.bbcgoodfood.com/recipes/best-ever-chocolate-brownies-recipe">https://www.bbcgoodfood.com/recipes/best-ever-chocolate-brownies-recipe</a>
Week Three: Pizza Base	<a href="https://www.sainsburysmagazine.co.uk/recipes/bread/quick-pizza-dough">https://www.sainsburysmagazine.co.uk/recipes/bread/quick-pizza-dough</a>
Week Four: Chocolate Fairy Cakes	<a href="https://www.houseandgarden.co.uk/recipe/chocolate-fairy-cakes">https://www.houseandgarden.co.uk/recipe/chocolate-fairy-cakes</a>
Week Five: Lemon Drizzle Cake	<a href="https://www.bbcgoodfood.com/recipes/lemon-drizzle-cake">https://www.bbcgoodfood.com/recipes/lemon-drizzle-cake</a>
Week Six: Cookies	<a href="https://www.bbcgoodfood.com/recipes/vintage-chocolate-chip-cookies">https://www.bbcgoodfood.com/recipes/vintage-chocolate-chip-cookies</a>



# Summer Holiday Challenge

Go on a long bike ride	Put a jigsaw puzzle together	Make sock puppets	Fly a kite
Plant some flowers/vegetables	Visit a farm/park	Build a fort	Eat an ice lolly
Sing your favourite song for your family	Blow bubbles	Paint a picture	Act out a story
Play a board game	Cook dinner with your parents	Make ice lollies	Visit a friend/family member