



HEADTEACHER: Mr A.G. Neenan

Cross Lane, Great Barr, Birmingham, B43 6LN  
Tel: 0121 357 3216 Fax: 0121 358 5523

email: [headteacher@holynamesandwell.sch.uk](mailto:headteacher@holynamesandwell.sch.uk)  
website: [www.holynameprimary.co.uk](http://www.holynameprimary.co.uk)

"With Jesus as our guide; we love, live and learn together."

### WEEKLY HOMEWORK LETTER

YEAR GROUP	2	NO.	5	DATE:	04.05.20
------------	---	-----	---	-------	----------

FOCUS	TASK(S)	GUIDANCE
ENGLISH	There are 5 tasks provided so that the children have one English based activity each day (Mon- Fri). I have provided guidance is on the side to help you with the activities set.	
	<p><b>Task 1- Correct Punctuation</b> Your task is to correctly identify the missing punctuation in the sentences from English Activity Sheet 1. You need to make sure that you have capital letters at the start of a sentence and a full stop or question mark at the end. Please make sure when you are copying out your sentences that you are using correct letter formation and you use the join you have learnt. <i>Remember, a personal pronoun should also have a capital letter. This includes names of places and people.</i></p>	
	<p><b>Task 2- Sentence types</b> <a href="#">Watch this video</a> all about statements, commands, questions and exclamations. When you are confident with what each one is, log on to Purple Mash where you will have a task.  You need to sort the different sentences into: Statements, questions, commands and exclamations.  Once you have completed this task complete English Activity sheet 2.</p>	<p>Log in to purple mash: <a href="https://www.purplemash.com/login/">https://www.purplemash.com/login/</a>  Remember: Use the punctuation to help you identify the sentence types.</p>
	<p><b>Task 3- Character Description.</b> Choose your favourite story and read it at home. Choose your favourite character from the book and write a character description of them. You should include:</p> <ul style="list-style-type: none"> <li>- How they look</li> <li>- What they are like etc: brave, caring etc.</li> <li>- How they act</li> </ul> <p>You can also draw a picture of your character underneath your description.</p>	
	<p><b>Task 4 – Book Review</b> Your task today is to write a book review about the book that you read for yesterday's character description. You are going to write a book review that you could share with your friends in class.</p>	
<p><b>Task 5 – Comprehension</b> Read through the comprehension sheet under English Task 5. Then answer the questions remembering to write in full sentences. Once you have completed your questions use the answers to check your work.</p>		
SPELLINGS	<p><b>Spelling Task – Common Exception Words</b> Read the words from the spelling grid with an adult and highlight the words that you know. Then choose 10 words of your choice and write them into sentences in your homework book. Make sure that you use your joins when writing your sentences.</p>	
MATHS	<p>The focus this week for maths is shape. You will have one lesson focused around mental arithmetic and then four activities around shape. Don't forget to log on to Time Table Rock Stars daily to practice your times tables. Your log in is stuck into the front of your homework book: <a href="https://play.trockstars.com/">https://play.trockstars.com/</a></p>	

	<p><b>Task 1 – Mental Arithmetic</b> This week for your metal arithmetic you will be adding a two-digit number and a tens number (Number ending in 0)</p>	Remember, when we are adding a number that ends in 0 we do not need to change the number in the ones column.
	<p><b>Task 2 – 2-D Shapes and their properties</b> Your task is to look at 2-D shapes. You need to be able to identify the names of the shapes, how many sides and corners the shapes have.</p>	<p><a href="https://www.bbc.co.uk/bitesize/topic/s/zjv39j6/articles/ztpwdmn">https://www.bbc.co.uk/bitesize/topic/s/zjv39j6/articles/ztpwdmn</a> What the clips that are attached to the link on BBC Bite size. There is also a quiz at the bottom of the page to test your knowledge.</p>
	<p><b>Task 3- Properties of 3-D Shapes</b> Look at Math Activity Sheet 5. You need to match the name to the correct shape and work out how many faces, edges and vertices the shape has.</p>	<p><a href="https://www.bbc.co.uk/bitesize/topics/zbtp34j/articles/zmggtt39">https://www.bbc.co.uk/bitesize/topics/zbtp34j/articles/zmggtt39</a> What the following clip which will help you to identify faces, edges and vertices of shapes. The definitions are also underneath the clip.</p>
	<p><b>Task 4 - Shape Hunt</b> Your task is to go around your house on a shape hunt. Looking for 3-D shapes in everyday objects. I would like you to identify 20 different 3-D shapes within your home. You should tally the shapes and then write what object you find in the third column.</p>	For Example: Door- cuboid Tin of soup – cylinder
	<p><b>Task 5 – Reasoning</b> Look at Maths Activity Sheet 5. You need to use what you have learnt throughout this week to answer the challenges based on the topic shape. Remember it is important that you explain why and how you got your answer.</p>	
<b>R.E.</b>	<p><b>The Crucifixion</b> This week you will be thinking about when Jesus was arrested and taken to the cross. Your task is to think about the feelings of Mary during this time. How would she feel watching her son on the cross. Watch the following clip of the crucifixion: <a href="https://www.youtube.com/watch?v=HL8R158Ujp4">https://www.youtube.com/watch?v=HL8R158Ujp4</a> Use RE worksheet 1 to add words around Mary to show how she would be feeling. You may want to use a thesaurus if you are struggling for words. Find attached an online thesaurus linked if you do not have one at home: <a href="https://www.thesaurus.com/browse/kids">https://www.thesaurus.com/browse/kids</a></p> <p>Your task is to write a reflection as Mary about how you felt watching your son on the cross and the pain he as in. Use the words that you found in your first task and include them in your reflection. You can write this reflection in your homework book.</p>	
<b>RESEARCH</b>	<p><b>Geography- Where would I go?</b> This week your task is to choose a country that you would like to visit. Firstly, you need to use the world map provided below to show where you chosen country is. You should then conduct some research about the country.</p> <ul style="list-style-type: none"> <li>- What is the weather like?</li> <li>- What activities can you do there?</li> <li>- Are there any famous buildings or places in the country?</li> </ul> <p>You should brainstorm your ideas. A safe internet search to use that is children friendly is google junior: <a href="https://www.juniorsafesearch.com/">https://www.juniorsafesearch.com/</a> You should then create a leaflet for other children your age about what the country is like and what they could do there. <a href="#">Leaflet Template</a> Please click on the hyperlink if you would like a template for your leaflet.</p>	
<b>VE DAY</b>	<p>This week mark a special occasion in history. It marks the victory towards the end of World War 2. Look at the following link <a href="#">VE PowerPoint</a> to find out more about this special day.</p>	

	<p>You can make your own WW2 Spitfire Glider. Decorate your own bunting and decorate your house. <a href="http://downloads.bbc.co.uk/england/pdf/how_to_make_your_great_british_bunting_step_by_step.pdf">http://downloads.bbc.co.uk/england/pdf/how_to_make_your_great_british_bunting_step_by_step.pdf</a> Maybe you could have a tea party to celebrate with your family. Find all templates below under History Activity Sheets.</p>	
<b>EXTRA ACTIVITIES</b>	<p>If you would like some more activities to complete at home, I have provided some more links below that you could have a go at.</p>	
	<p><b>National Oak Academy</b> There are a range of online lessons taught daily that you could try. You can choose from a range of subjects and learn something new.</p>	<p><a href="https://www.thenational.academy/online-classroom/year-2/#subjects">https://www.thenational.academy/online-classroom/year-2/#subjects</a></p>
	<p><b>BBC Bitesize</b> Lessons are uploaded daily with a range of subjects to choose from.</p>	<p><a href="https://www.bbc.co.uk/bitesize/tags/z7s22sg/year-2-lessons/1">https://www.bbc.co.uk/bitesize/tags/z7s22sg/year-2-lessons/1</a></p>
	<p><b>Daily Exercise</b> Click the link to find daily exercise classes with Jo Wicks. This might be great fun to start your day.</p>	<p><a href="https://www.youtube.com/user/thebodycoach1/videos">https://www.youtube.com/user/thebodycoach1/videos</a></p>
	<p><b>Story time online</b> Click the link provided where you can access a range of books. There are video clips of authors reading the books for you. This may be a nice activity to do during some downtime.</p>	<p><a href="https://www.storylineonline.net/library/">https://www.storylineonline.net/library/</a></p>
<p><b>Science – Plants</b> As our current science topic is <b>plants</b> and we have had lovely weather you could help out with the gardening. You could have a go at planting some seeds. If you manage to do this and take some pictures I would love to see your plants when we are back in school</p>		



Hello Year Two,  
I hope you have had a lovely week at home even if it has been raining. Continue to work hard on your home learning tasks and don't forget to log in to your Times Table Rock Stars account. I love logging in to see how you are getting on. I miss you all very much. I hope to see you in the near future. Don't forget to keep smiling!  
Miss Doody

# Correct the Sentence Punctuation

Write the correct sentence underneath by adding in capital letters, full stops and question marks.

1. my brother's dog is called tess

---

2. on sunday she went to the park

---

3. the titanic sank in 1912

---

4. toby and mark are going to spain in march

---

5. martha took her children to the zoo yesterday

---

6. when i go to the shop, i will get some crisps

---

7. sameera and i are going to town on friday

---

8. did you sell buns at the fair

---

9. my mum has a cat he is called tom

---

10. have you got a dress for the prom

---

### Statements, questions, exclamations and commands

How the grammatical patterns in a sentence indicate its function as a statement, question, exclamation or command.

Match the punctuation to the sentences.

I have toy shelves in my room

?

Do my toys look tidy

.

How fierce my dinosaurs look

.

Don't take my toys down

!



Rewrite these sentences adding the correct capital letters and punctuation.

next week is Theo's birthday

---

theo really wants to get a toy zoo for his birthday

---

will he get his zoo

---

he thinks that he will he saw a parcel in the garage and it looks the right size

---

what an exciting day it will be

---

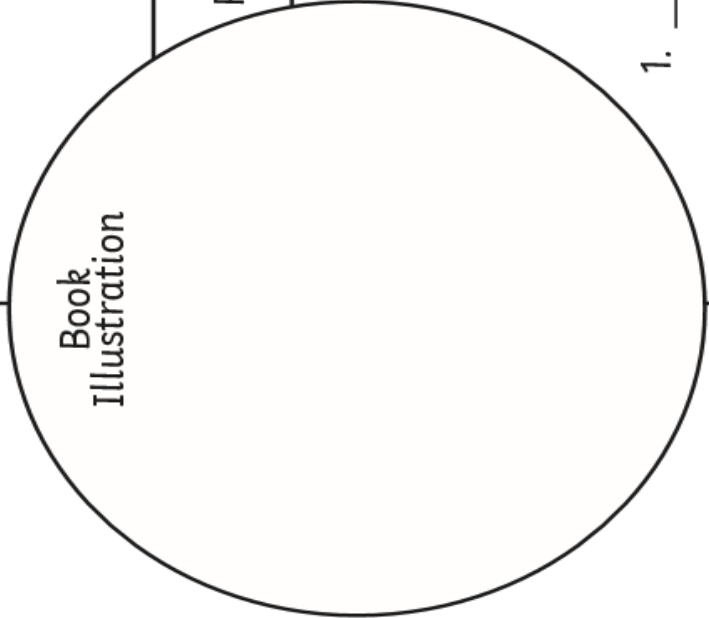
his mum said, "don't peek" he was so excited that he found this hard

---

---

## English Task 4

# Book Review

<p>Book Title: _____</p> <p>Author: _____</p> <p>Fiction or Non-fiction: _____</p> <p>What is the book about?</p>	<p>Who would you recommend the book to? Why?</p>
<p>Book Illustration</p> 	
<p>Rating: ★ ★ ★ ★ ★</p>	
<p>Can you write three facts you have learnt or three things you have learnt about one of the characters?</p> <p>1. _____</p> <p>2. _____</p> <p>3. _____</p>	

# Javan Rhinos

Rhinos, or rhinoceroses, are found in various places around the world. They are mostly found in Africa and Asia, as they need warm weather to survive.

## About Javan Rhinos

Javan rhinos live in Malaysia and Indonesia. They are often found in rainforests or by the side of swamps as they are most comfortable in a hot, moist environment. Rhinos mostly eat plants and fruits which have fallen from trees. This means that they are herbivores. As they live in Malaysia and Indonesia and the temperatures can get very high, Javan rhinos find shade and sleep through the hottest part of the day. When the temperatures have cooled, they will set out to find food. Javan rhinos are a lot like other rhinos, however, they are a lot smaller. They are covered in a thick, tough skin and have a horn at the end of their nose. Their horn is much smaller than the horns on African rhinos.



## An Endangered Species

Javan rhinos can live between 30 and 40 years, although many are hunted and killed before they become adults. They have been hunted for their horns, which people believe can be used in medicines. Only male Javan rhinos grow a horn, so the horns are very valuable. These animals are very close to becoming extinct, which means none will be left.



# Javan Rhinos - Questions

1. Where can rhinos mostly be found?

---

2. What is a 'herbivore'?

---

3. What do rhinos do in the hottest part of the day?

---

4. Which words describe a Javan rhino's skin?

---

5. How long can Javan rhinos live?

---

6. What does 'extinct' mean?

---

7. Why do people hunt rhinos for their horns?

---

8. What do you think we could do to protect the Javan rhinos?

---

---

---

# Answers

1. Where can rhinos mostly be found?  
**Rhinos can mostly be found in Africa and Asia.**
2. What is a 'herbivore'?  
**A herbivore is an animal that eats only plants and fruit.**
3. What do rhinos do in the hottest part of the day?  
**Javan rhinos cleverly find shade and sleep through the hottest part of the day.**
4. Which words describe a Javan rhino's skin?  
**The words that describe a Javan rhino's skin are 'thick' and 'tough'.**
5. How long can Javan rhinos live?  
**Javan rhinos can live for 30-40 years.**
6. What does 'extinct' mean?  
**Extinct means that there will be none left.**
7. Why do people hunt rhinos for their horns?  
**People hunt rhinos for their horns because they believe they can be used in medicines.**
8. What do you think we could do to protect the Javan rhinos?  
**Varied answers.**

## Spelling Activity Sheet 1

Year 1 Common Exception Words (NC)			Year 2 Common Exception Words (NC)				Common suffixes		
a	once	where	after	eye	old	flies	patting	plentiful	
are	one	you	again	even	only	tries	patted	penniless	
ask	of	your	any	fast	path	replies	humming	happily	
be	our		bath	find	parents	copies	hummed		
by	pull		beautiful	floor	pass	babies	dropping		
come	push		because	gold	past	carries	dropped		
do	put		behind	grass	people	copied	sadder		
friend	said		both	great	plant	copier	saddest		
full	says		break	half	poor	happier	fatter		
go	school		busy	hold	pretty	happiest	fattest		
has	she		child	hour	prove	cried	runner		
he	so		children*	improve	should	replied	runny		
here	some		class	kind	steak	copying	enjoyment		
his	the		climb	last	sugar	crying	sadness		
house	there		Christmas	many	sure	replying	careful		
I	they		cold	mind	told	hiking	playful		
is	to		could	money	water	hiked	hopeless		
love	today		clothes	most	who	hiker	plainness		
me	was		door	move	whole	nicer	badly		
my	were		every	Mr	would	niciest	merriment		
no	we		everybody	Mrs	wild	shiny	happiness		

Add numbers with up to 2 digits and tens

SECTION A

1  $10 + 6 =$

2  $26 + 10 =$

3  $59 + 10 =$

4  $10 + 82 =$

SECTION B

1  $1 + 40 =$

2   $= 50 + 34$

3  $60 + 36 =$

4  $56 + 20 =$

SECTION C







1   $= 30 + 96$

2  $20 + 86 =$

3  $40 + 50 + 60 =$

4  $60 + 40 + 58 =$

Maths Activity Sheet 2

Name of shape						
Corners						
Sides						
Shape						

and faces of

cube

cuboid

cylinder

cone

sphere

pyramid



name: \_\_\_\_\_

faces:

edges:

vertices:

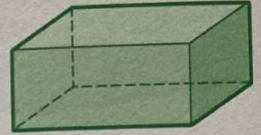


name: \_\_\_\_\_

faces:

edges:

vertices:




name: \_\_\_\_\_

faces:

edges:

vertices:




name: \_\_\_\_\_

faces:

edges:

vertices:



name: \_\_\_\_\_

faces:

edges:

vertices:

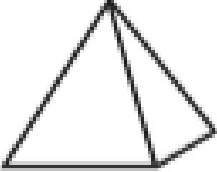




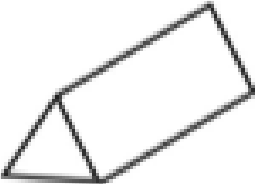
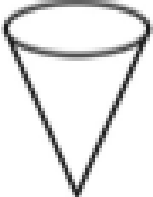


name: \_\_\_\_\_

faces:

edges:

vertices:

Shape	Tally	
		
		
		
		
		
		
		

Which shape did you see the most?

Which shape did you see least?



### Challenge

What 3-D shape are Alice, Anushka and Dylan each thinking about?

My shape has at least 1 circular face.



My shape has 6 square faces.



My shape has 4 triangular faces.



Some of you could be thinking about more than one 3-D shape.



Who could be thinking about more than one shape, and what shapes might these be?

Explain why.

### Think about ...

What is similar about some of the different 3-D shapes that you know?



Play '3-D shape odd one out' by thinking about which 3-D shapes are different, or 'the odd ones out'. Think about faces, edges and vertices, and flat and curved surfaces.

### What if?

Mrs Edwards played '3-D shape odd one out' with her class.

Matthew chose this shape as his 'odd one out'. Can you explain why?



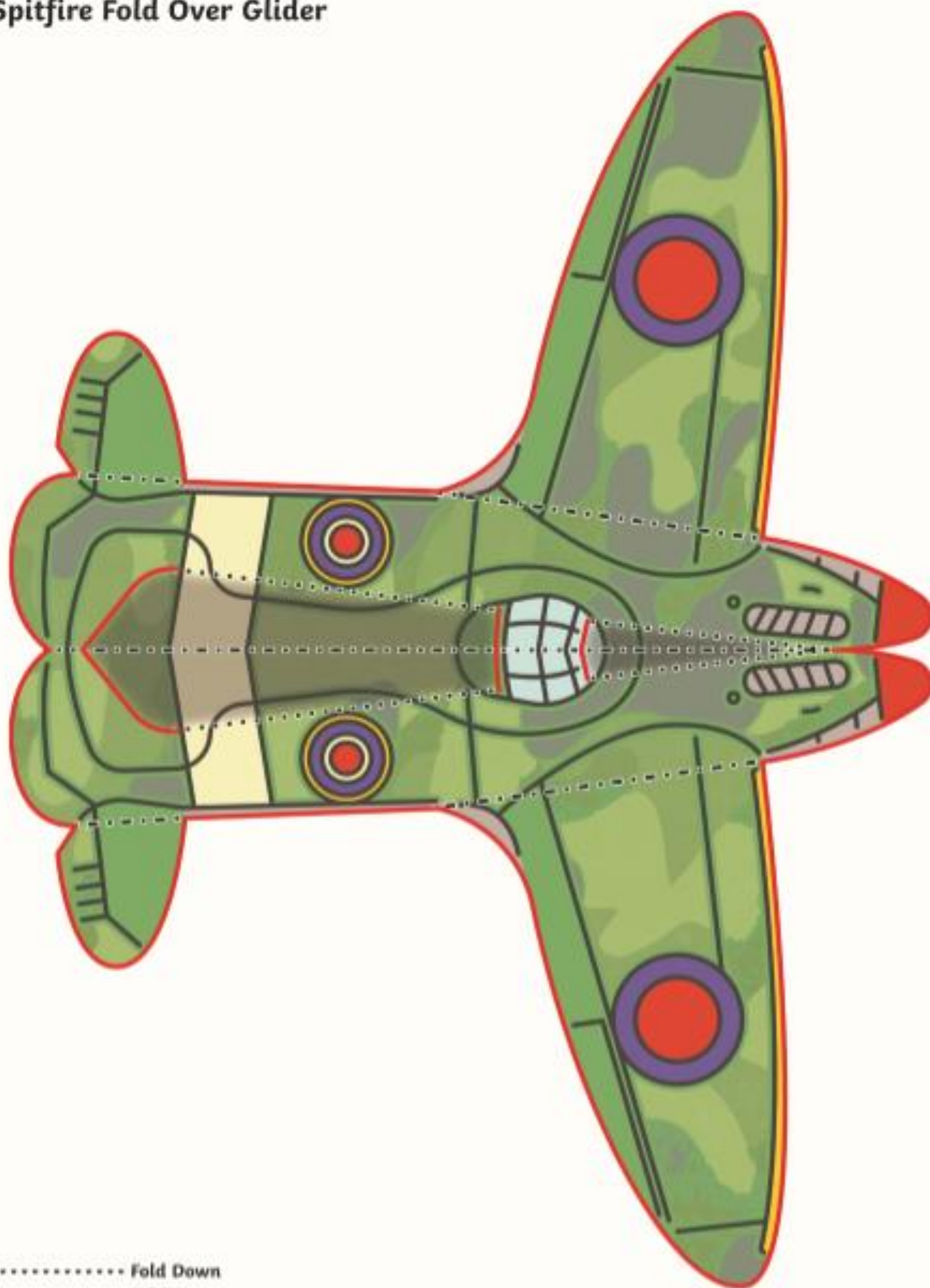
Which shape would you choose in a game of '3-D shape odd one out' and why?

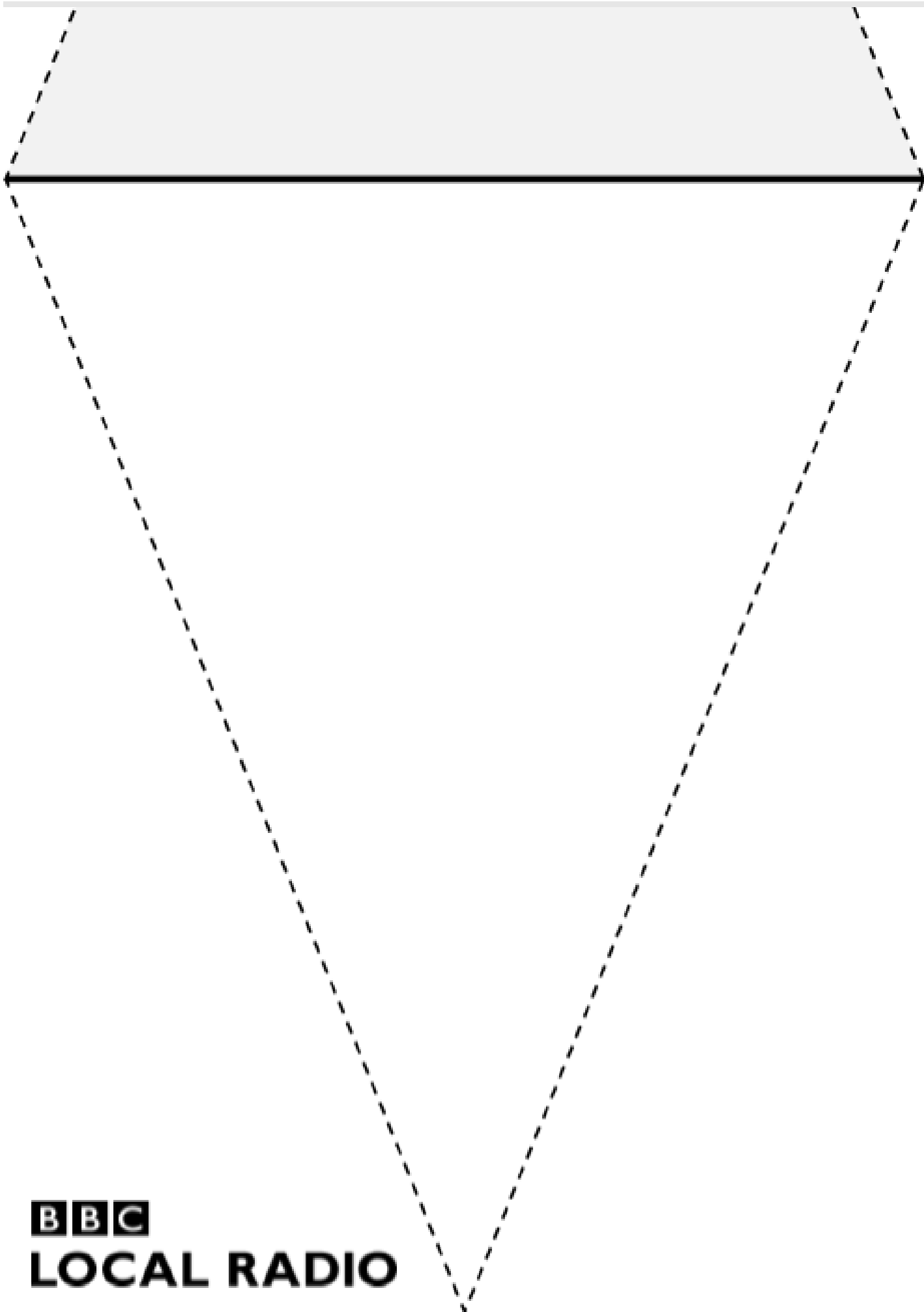
When you've finished, turn to page 80.



## History Activity Sheets

## Spitfire Fold Over Glider





**BBC**

**LOCAL RADIO**